

REVISED
CITY OF PLACERVILLE
MEASURES H/L SALES TAX COMMITTEE MEETING
AGENDA

WEDNESDAY APRIL 8, 2026
OPEN SESSION: 6:00 PM

TOWN HALL
DOWNSTAIRS ROOM
549 MAIN STREET, PLACERVILLE, CA 95667



2026

Mickey Kaiserman, Chairperson
Thomas Cumpston, Vice-Chairperson
Garry Silvey, Secretary
Susan Rodman, Committee Member
Elizabeth Zangari, Committee Member
Vacant, Alternate Committee Member

Advance Correspondence/Written Comments: You may submit your comments by e-mail to the Staff Liaison at dwarren@cityofplacerville.org, or you may submit your comments in-person at the Finance Department, City Hall – 1st Floor, 3101 Center Street by 2:00 p.m. the day before the meeting to give the Staff Liaison adequate time to forward your comments to the Committee. Please be aware that, while these comments will be provided to the members of the Committee and will become part of the public record, they will not be read aloud at the time of the meeting. Comments must not be slanderous and must relate to the business within the jurisdiction of the Committee. All written communication will be kept on file in the Finance Department.

6:00 P.M. OPEN SESSION

1. CALL TO ORDER AND PLEDGE OF ALLEGANCE TO THE FLAG:

2. ROLL CALL: Cumpston, Kaiserman, Rodman, Silvey, Zangari

3. ADOPTION OF AGENDA:

4. PUBLIC COMMENT - BRIEF – NON-AGENDA ITEMS:

4.1 Written Communication

4.2 Oral Communication

5. MINUTES OF THE MEASURES H/L SALES TAX COMMITTEE MEETING OF JANUARY 14, 2026 (Ms. Tornincasa):

Recommendation by the Staff Liaison that the Measures H/L Sales Tax Committee approve the minutes of the Committee meeting held January 14, 2026.

6. MEASURE H FUND QUARTERLY FINANCIAL REPORT AS OF JUNE 30, 2025 (Ms. Tornincasa):

Recommendation by the Staff Liaison that the Measures H/L Sales Tax Committee acknowledge and file the Measure H Fund financial report for the quarter ended June 30, 2025.

7. MEASURE L FUND QUARTERLY FINANCIAL REPORT AS OF JUNE 30, 2025 (Ms. Tornincasa):

Recommendation by the Staff Liaison that the Measures H/L Sales Tax Committee acknowledge and file the Measure L Fund financial report for the quarter ended June 30, 2025.

8. HDL CALIFORNIA FORECAST SALES TAX TRENDS & ECONOMIC DRIVERS REPORT AS OF DECEMBER 2025 (Ms. Tornincasa):

A copy of the HDL California Forecast Sales Tax Trends & Economic Drivers report as of December 2025 is included in the agenda packet for informational purposes only.

9. DRAFT ANNUAL MEASURES H/L REPORT TO THE COMMUNITY (Ms. Savage and Ms. Tornincasa):

Recommendation by the Staff Liaison that the Measures H/L Sales Tax Committee acknowledge and file the draft Annual Measures H/L Report to the Community as of June 30, 2025, that will be distributed with the May 2026 utility bills.

10. STREETS, SEWER SYSTEM, AND WATER SYSTEM CAPITAL IMPROVEMENT PROGRAM PROJECT HIGHLIGHTS (Ms. Savage):

The City Engineer will present a brief update on the major street, sewer system, and water system Capital Improvement Program (CIP) projects funded by the Measure H and/or Measure L sales taxes.

11. DRAFT FISCAL YEAR 2026/2027 MEASURE H FUND AND MEASURE L FUND CAPITAL IMPROVEMENT PROGRAM BUDGETS (Ms. Savage):

The City Engineer will present the draft Fiscal Year 2026/2027 Measure H Fund and Measure L Fund Capital Improvement Program Budgets and receive comments from the Committee and the Public.

12. WATER CONSUMPTION REPORT FOR CALENDAR YEAR 2025 (Ms. Tornincasa):

The Staff Liaison will present the water consumption report for Calendar Year 2025.

13. WATER AND WASTEWATER COST OF SERVICE STUDY STATUS UPDATE (Ms. Tornincasa):

The Staff Liaison will provide a status update on the current water and wastewater cost of service study and receive input from the Committee.

14. UPCOMING ITEMS:

Items tentatively scheduled for the next Committee meeting include: The Street, Sewer System, and Water System Capital Improvement Program project highlights, Measure H Fund financial report for the quarters ended September 30, 2025 and December 31, 2025, Measure L Fund financial report for the quarters ended September 30, 2025 and December 31, 2025, HDL Trends & Economic Drivers Report as of March 2026, water and wastewater cost of service study update, Final Annual Measures H/L Report to the Community.

15. REQUESTS FOR FUTURE AGENDA ITEMS (Ms. Tornincasa):

16. NEXT MEETING:

Wednesday, June 3, 2026, at 6:00 PM.

17. ADJOURNMENT:

Pursuant to the Executive Order, and in compliance with the Americans with Disabilities Act, if you need special assistance to participate in the Committee meeting, please contact the Staff Liaison's Office (530) 642-5223 within 48 hours of the meeting.

Government Code 54950 (The Brown Act) requires that a brief description of each item to be transacted or discussed be posted at least 72 hours prior to a regular meeting. The City posts the Agenda on the City Hall window and on the City's website: www.cityofplacerville.org.

CERTIFICATION OF AGENDA POSTING

I, Natalie Tornincasa, Staff Liaison/Interim Director of Finance of the City of Placerville, declare that the foregoing Agenda for the April 8, 2026, Meeting of the Measures H/L Sales Tax Committee was posted and available for review on April 3, 2026 at the City Hall of the City of Placerville, 3101 Center Street, Placerville, CA 95667. The Agenda is also available on the City website at www.cityofplacerville.org

Attest: _____

Natalie Tornincasa

Staff Liaison/ Interim Director of Finance

**CITY OF PLACERVILLE
MEASURES H/L SALES TAX COMMITTEE MEETING
MINUTES**

**WEDNESDAY JANUARY 14, 2026
OPEN SESSION: 6:00 PM**

TOWN HALL
549 MAIN STREET, PLACERVILLE, CA 95667



2026

Mickey Kaiserman, Chairperson
Thomas Cumpston, Vice-Chairperson
Garry Silvey, Secretary
Susan Rodman, Committee Member
Elizabeth Zangari, Committee Member
Vacant, Alternate Committee Member

6:00 P.M. OPEN SESSION

1. CALL TO ORDER AND PLEDGE OF ALLEGIANCE TO THE FLAG:

The meeting was called to order at 6:00 PM by Chairperson Kaiserman, and the Pledge of Allegiance to the Flag was recited.

2. ROLL CALL:

Present: Kaiserman, Rodman, Silvey, Zangari
Absent: Cumpston

3. ADOPTION OF AGENDA:

It was moved by Committee Member Zangari and seconded by Committee Member Rodman to adopt the agenda as presented. The motion passed by the following vote:

AYES: Kaiserman, Rodman, Silvey, Zangari
NOES None
ABSENT: Cumpston
ABSTAIN: None

4. PUBLIC COMMENT - BRIEF – NON-AGENDA ITEMS:

5.1 Written Communication

No written communication was received by the Committee.

4.2 Oral Communication

No oral communication was received by the Committee.

5. MINUTES OF THE MEASURE H/L SALES TAX COMMITTEE MEETING OF SEPTEMBER 17, 2025 (Ms. Tornincasa):

Following discussion by the Committee, it was moved by Secretary Silvey and seconded by Committee Member Zangari to adopt the minutes for the Measures H/L Sales Tax Committee meeting held on September 17, 2025. The motion passed by the following vote:

AYES: Kaiserman, Rodman, Silvey, Zangari
NOES None
ABSENT: Cumpston
ABSTAIN: None

6. WATER AND WASTEWATER COST OF SERVICE STUDY STATUS UPDATE (Mr. Warren):

The City Manager provided a status update on the current water and wastewater cost of service study and received and answered questions posed by the Committee.

7. STREETS, SEWER SYSTEM, AND WATER SYSTEM CAPITAL IMPROVEMENT PROGRAM PROJECT UPDATE (Ms. Savage):

The City Engineer presented a status update on the major street, sewer system, and water system Capital Improvement Program (CIP) projects funded by the Measure H and/or Measure L sales taxes and responded to questions posed by the Committee.

8. ORANGEBURG SEWER PIPE REPLACEMENT STATUS UPDATE (Ms. Savage):

The City Engineer presented a status update on the City's efforts in replacing the remaining Orangeburg sewer pipe and responded to questions posed by the Committee.

9. MEASURE H FUND QUARTERLY FINANCIAL REPORT AS OF MARCH 31, 2025 (Ms. Tornincasa):

The Staff Liaison presented the Measure H Fund financial report for the quarter ended March 31, 2025, and responded to questions posed by the Committee. Following discussion by the Committee, it was moved by Committee Member Zangari and seconded by Secretary Silvey to acknowledge and file the Measure H Fund financial report for the quarter ended March 31, 2025. The motion passed by the following vote:

AYES: Kaiserman, Rodman, Silvey, Zangari
NOES None
ABSENT: Cumpston
ABSTAIN: None

10. MEASURE L FUND QUARTERLY FINANCIAL REPORT AS OF MARCH 31, 2025 (Ms. Tornincasa):

The Staff Liaison presented the Measure L Fund financial report for the quarter ended March 31, 2025, and responded to questions posed by the Committee. Following discussion by the Committee, it was moved by Secretary Silvey and seconded by Committee Member Rodman to acknowledge and file the Measure L Fund financial report for the quarter ended March 31, 2025. The motion passed by the following vote:

AYES: Kaiserman, Rodman, Silvey, Zangari
NOES None
ABSENT: Cumpston
ABSTAIN: None

11. HDL CALIFORNIA FORECAT SALES TAX TRENDS & ECONOMIC DRIVERS REPORT AS OF SEPTEMBER 2025 (Ms. Tornincasa):

A copy of the HDL Sales Tax Trends and Economic Drivers report as of September 2025 was included in the agenda packet for informational purposes only.

12. WATER CONSUMPTION REPORT FOR CALENDAR YEAR 2023 & 2024 (Ms. Tornincasa):

The Staff Liaison presented the water consumption report for Calendar Year 2023 and 2024 and responded to questions posed by the Committee.

13. UPCOMING ITEMS:

Items tentatively scheduled for the next Committee meeting include: The Street, Sewer System, and Water System Capital Improvement Program project highlights, Measure H Fund financial report for the quarter ended June 30, 2025, Measure L Fund financial report for quarter ended June 30, 2025, HDL Trends & Economic Drivers Report as of December 2025, water and wastewater cost of service study update, Draft of the Annual Measures H/L Report to the Community, Draft Fiscal Year 2026/2027 Measure H Fund and Measure L Fund Capital Improvement program budgets, Draft of Five Year Capital Improvement program plan, 2025 water usage report.

14. REQUESTS FOR FUTURE AGENDA ITEMS (Mr. Warren):

No items were requested by the Committee.

15. NEXT MEETING:

Wednesday, April 8, 2026, at 6:00 PM.

16. ADJOURNMENT:

The meeting was adjourned at 7:11 PM by Committee Member Zangari.

Natalie Tornincasa, Staff Liaison/Interim Director of Finance

Garry Silvey, Secretary



STATE OF CALIFORNIA

DIRECT DEPOSIT NUMBER
99866697

DIRECT DEPOSIT ADVICE

The amount printed on the face of this advice was transmitted to an account
at bank 121141819 from the RETAIL SALES TAX

06 | 23 | 25

DOLLARS	CENTS
\$**151100	59

NOT NEGOTIABLE

245 MH
PAYEE IDENTIFICATION
NUMBER(S)

866697
CITY OF PLACERVILLE
DIRECTOR OF FINANCE
3101 CENTER ST
PLACERVILLE CA
95667

When changing accounts or financial institutions, notify your retirement system or agency accounting office immediately. Do not close your old account until you have received your first payment in your new account.



MALIA M. COHEN
CALIFORNIA STATE CONTROLLER

CALIFORNIA DEPARTMENT OF TAX AND FEE ADMINISTRATION STATEMENT OF DISTRICT TAX DISTRIBUTION

DATE: 6/16/2025 FOR THE PERIODS SHOWN BELOW

JURIS CODE: 245

PAYEE: CITY OF PLACERVILLE
DIRECTOR OF FINANCE

CURRENT DISTRIBUTIONS	APR 2025	55,500.59
CURRENT ADVANCE	APR 2025	95,600.00
PRIOR CREDITS		0.00

BALANCE	APR 2025	151,100.59
TOTAL PAYMENT		151,100.59

TOTAL DUE BREAKDOWN BY PERIOD:		
DISTRIBUTION PRIOR TO 4TH QUARTER 2024		1,315.62
DISTRIBUTION 4TH QUARTER 2024		344.10
DISTRIBUTION 1ST QUARTER 2025		50,671.61
DISTRIBUTION 2ND QUARTER 2025		3,169.26
DISTRIBUTION 3RD QUARTER 2025		0.00
TOTAL CURRENT DISTRIBUTIONS (AS ABOVE)		55,500.59

IF YOU HAVE ANY QUESTION PLEASE CONTACT CDTFA
LOCAL REVENUE BRANCH BY PHONE AT (916) 324-3000 OR MAIL:

CALIFORNIA DEPARTMENT OF TAX AND FEE ADMINISTRATION
LOCAL REVENUE BRANCH, MIC: 27
PO BOX 942879, SACRAMENTO, CA 94279-0027



STATE OF CALIFORNIA

DIRECT DEPOSIT NUMBER
99105126

DIRECT DEPOSIT ADVICE

The amount printed on the face of this advice was transmitted to an account
at bank 121141819 from the RETAIL SALES TAX

07 | 24 | 25

DOLLARS	CENTS
\$**128700	:82

NOT NEGOTIABLE

245 MH

PAYEE IDENTIFICATION
NUMBER(S)

105126
 CITY OF PLACERVILLE
 DIRECTOR OF FINANCE
 3101 CENTER ST
 PLACERVILLE CA
 95667

When changing accounts or financial institutions, notify your retirement system or agency
 accounting office immediately. Do not close your old account until you have received your
 first payment in your new account.



MALIA M. COHEN
 CALIFORNIA STATE CONTROLLER

CALIFORNIA DEPARTMENT OF TAX AND FEE ADMINISTRATION
 STATEMENT OF DISTRICT TAX DISTRIBUTION

DATE: 7/18/2025 FOR THE PERIODS SHOWN BELOW

JURIS CODE: 245

PAYEE: CITY OF PLACERVILLE
DIRECTOR OF FINANCE

CURRENT DISTRIBUTIONS MAY 2025	12,900.82
CURRENT ADVANCE MAY 2025	115,800.00
PRIOR CREDITS	0.00

BALANCE MAY 2025	128,700.82
TOTAL PAYMENT	128,700.82

TOTAL DUE BREAKDOWN BY PERIOD:

DISTRIBUTION PRIOR TO 4TH QUARTER 2024	135.66
DISTRIBUTION 4TH QUARTER 2024	784.33
DISTRIBUTION 1ST QUARTER 2025	4,225.16
DISTRIBUTION 2ND QUARTER 2025	7,755.67
DISTRIBUTION 3RD QUARTER 2025	0.00
TOTAL CURRENT DISTRIBUTIONS (AS ABOVE)	12,900.82

IF YOU HAVE ANY QUESTION PLEASE CONTACT CDTFA
LOCAL REVENUE BRANCH BY PHONE AT (916) 324-3000 OR MAIL:

CALIFORNIA DEPARTMENT OF TAX AND FEE ADMINISTRATION
 LOCAL REVENUE BRANCH, MIC: 27
 PO BOX 942879, SACRAMENTO, CA 94279-0027



STATE OF CALIFORNIA

DIRECT DEPOSIT NUMBER 99985372

DIRECT DEPOSIT ADVICE

The amount printed on the face of this advice was transmitted to an account at bank 121141819 from the RETAIL SALES TAX

08 | 26 | 25

DOLLARS CENTS \$***83899.36

NOT NEGOTIABLE

245 MK PAYEE IDENTIFICATION NUMBER(S)

985372 CITY OF PLACERVILLE DIRECTOR OF FINANCE 3101 CENTER ST PLACERVILLE CA 95667

When changing accounts or financial institutions, notify your retirement system or agency accounting office immediately. Do not close your old account until you have received your first payment in your new account.



MIALIA M. COHEN CALIFORNIA STATE CONTROLLER

CALIFORNIA DEPARTMENT OF TAX AND FEE ADMINISTRATION STATEMENT OF DISTRICT TAX DISTRIBUTION DATE: 8/20/2025 FOR THE PERIODS SHOWN BELOW

Table with columns for item, period, and amount. Includes rows for Total Due, Prior Credits, Prior Distributions, Prior Advances, Cost of Admin, Balance, Total Payment, and Total Due Breakdown by Period.

IF YOU HAVE ANY QUESTION PLEASE CONTACT CDTFA LOCAL REVENUE BRANCH BY PHONE AT (916) 324-3000 OR MAIL:

CALIFORNIA DEPARTMENT OF TAX AND FEE ADMINISTRATION LOCAL REVENUE BRANCH, MIC: 27 PO BOX 942879, SACRAMENTO, CA 94279-0027

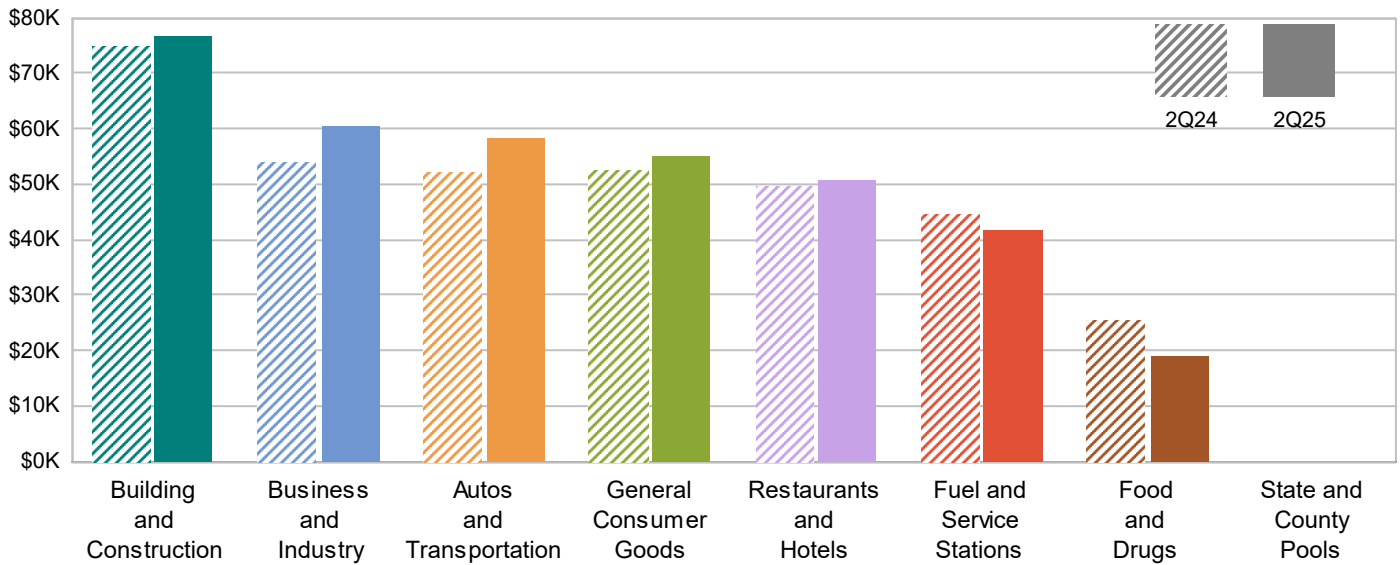
City of Placerville
Measure H Sales Tax Receipts-2nd Quarter

a	b	c	d	e d ÷ b
Dates	2024	2025	\$ Increase/ (Decrease)	% Increase/ (Decrease)
Advance (June)	\$ 144,564.70	\$ 151,100.59	\$ 6,535.89	
Advance (July)	118,829.85	128,700.82	9,870.97	
Quarterly Adjustment (August)	95,015.88	90,149.36	(4,866.52)	
<i>Total quarter ended June 30th before adjustments</i>	<u>358,410.43</u>	<u>369,950.77</u>	<u>11,540.34</u>	3.22%
Less: Prior Period Adjustments	(58,574.96)	(56,300.57)	2,274.39	
<i>Total quarter ended June 30th before adjustments</i>	<u>\$ 299,835.47</u>	<u>\$ 313,650.20</u>	<u>\$ 13,814.73</u>	4.61%

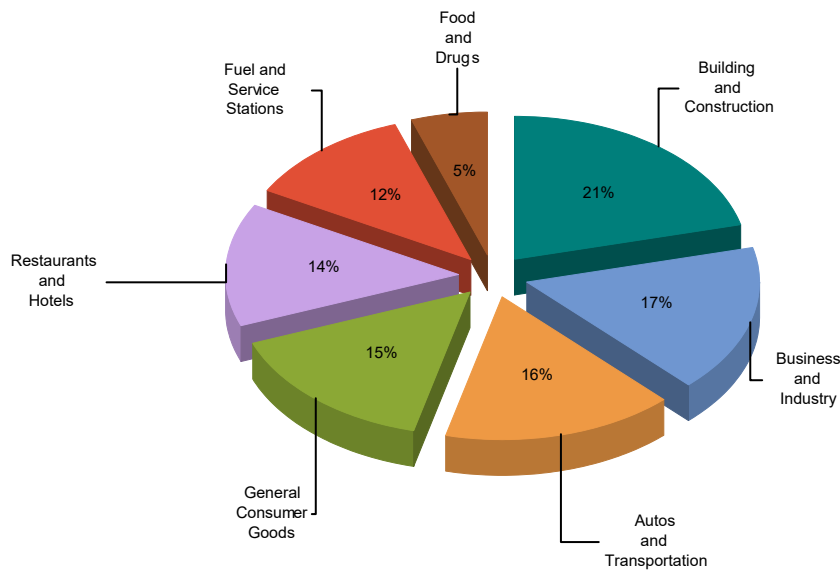


<u>Major Industry Group</u>	<u>Count</u>	<u>2Q25</u>	<u>2Q24</u>	<u>\$ Change</u>	<u>% Change</u>
Building and Construction	494	76,776	74,785	1,991	2.7%
Business and Industry	3,827	60,415	54,142	6,273	11.6%
Autos and Transportation	794	58,526	52,315	6,211	11.9%
General Consumer Goods	2,727	55,049	52,685	2,364	4.5%
Restaurants and Hotels	210	50,700	49,829	870	1.7%
Fuel and Service Stations	54	41,852	44,567	(2,716)	-6.1%
Food and Drugs	113	19,214	25,715	(6,501)	-25.3%
Transfers & Unidentified	1,671	7,420	4,372	3,047	69.7%
State and County Pools	-	0	0	0	-N/A-
Total	9,890	369,951	358,410	11,540	3.2%

2Q24 Compared To 2Q25

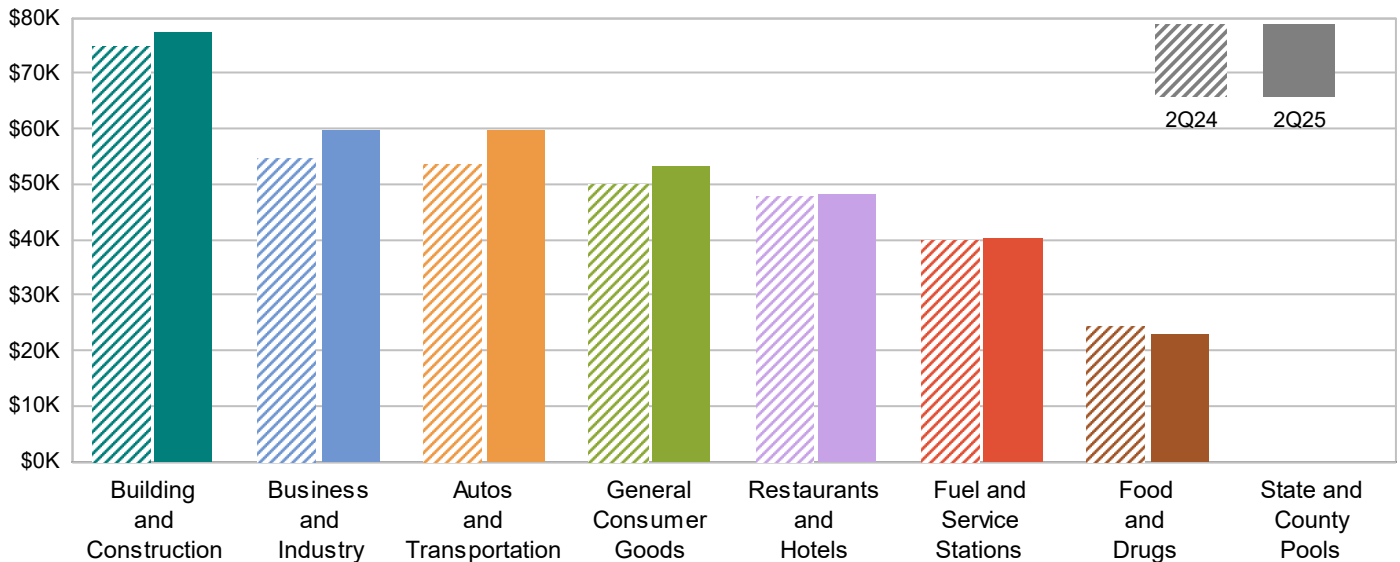


2Q25 Percent of Total

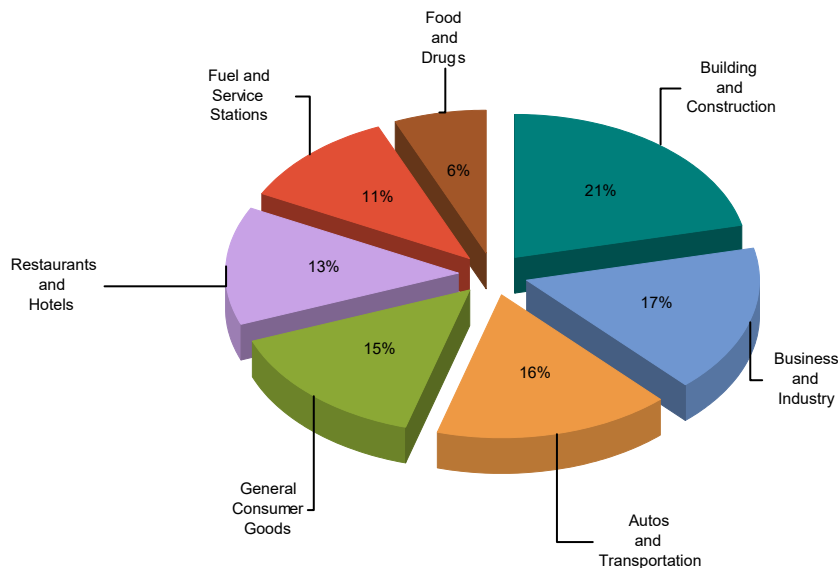


<u>Major Industry Group</u>	<u>Count</u>	<u>2Q25</u>	<u>2Q24</u>	<u>\$ Change</u>	<u>% Change</u>
Building and Construction	494	77,428	75,016	2,412	3.2%
Business and Industry	3,827	59,842	54,720	5,122	9.4%
Autos and Transportation	794	59,649	53,766	5,883	10.9%
General Consumer Goods	2,727	53,166	50,086	3,081	6.2%
Restaurants and Hotels	210	48,255	47,866	390	0.8%
Fuel and Service Stations	54	40,281	40,204	76	0.2%
Food and Drugs	113	23,312	24,724	(1,412)	-5.7%
Transfers & Unidentified	1,671	6,582	4,646	1,937	41.7%
State and County Pools	-	0	0	0	-N/A-
Total	9,890	368,515	351,027	17,488	5.0%

2Q24 Compared To 2Q25



2Q25 Percent of Total



City of Placerville
Measure H Fund Expenditures
Placerville Drive Bridge (CIP #41410(1))
Fiscal Year 2024/2025
As of June 30, 2025

Invoice Date	Invoice No.	Vendor	Description	Invoice Amount
08/12/24	22417162	Dewberry Engineers, Inc.	Engineering Services	\$ 9,262.83
09/06/24	22419852	Dewberry Engineers, Inc.	Engineering Services	1,176.44
09/06/24	22419852	Dewberry Engineers, Inc.	Engineering Services	24,040.21
10/07/24	24423310	Dewberry Engineers, Inc.	Engineering Services	12,810.35
11/12/24	22427447	Dewberry Engineers, Inc.	Engineering Services	19,422.05
11/18/24	0008351372-1	PG&E	Engineering Services	1,500.00
12/20/24	22432376	Dewberry Engineers, Inc.	Engineering Services	2,080.79
12/20/24	22432376	Dewberry Engineers, Inc.	Engineering Services	27,489.33
01/17/25	22435273	Dewberry Engineers, Inc.	Engineering Services	2,742.72
02/17/25	22438244	Dewberry Engineers, Inc.	Engineering Services	1,537.03
02/17/25	22438244	Dewberry Engineers, Inc.	Engineering Services	112,337.56
03/11/25	22440681	Dewberry Engineers, Inc.	Engineering Services	22,508.87
03/11/25	22440681	Dewberry Engineers, Inc.	Engineering Services	49,587.30
04/11/25	22444585	Dewberry Engineers, Inc.	Engineering Services	35.77
04/11/25	22444585	Dewberry Engineers, Inc.	Engineering Services	56,971.45
05/12/25	22448293	Dewberry Engineers, Inc.	Engineering Services	2,790.68
05/12/25	22448293	Dewberry Engineers, Inc.	Engineering Services	67,384.90
06/17/25	22452487	Dewberry Engineers, Inc.	Engineering Services	1,830.88
06/17/25	22452487	Dewberry Engineers, Inc.	Engineering Services	50,534.72
07/15/25	22455659	Dewberry Engineers, Inc.	Engineering Services	40,480.00
07/15/25	22455659	Dewberry Engineers, Inc.	Engineering Services	60,881.71
06/30/25	N/A	City of Placerville	Personnel Costs	11,847.32
Total				\$ 579,252.91

City of Placerville
Measure H Fund Expenditures
Placerville Drive Bridge (CIP #41410(1))
Fiscal Year 2024/2025
As of June 30, 2025

Invoice Date	Invoice No.	Vendor	Description	Invoice Amount
			<i>Funding Sources</i>	
			Measure L Fund 11.47%	\$ 28,820.31
			Measure H Fund 11.47%	\$ 37,620.00
			HBP Grant 88.53%	512,812.60
			Total	<u>\$ 579,252.91</u>

City of Placerville
Measure H Fund Expenditures
Broadway Maintenance Project - From Mosquito Road to Schnell School Road - Sewer Line (CIP #420033)
Fiscal Year 2024/2025
As of June 30, 2025

Invoice Date	Invoice No.	Vendor	Description	Invoice Amount
07/31/24		Doug Veerkamp General Engineering	Construction Services	\$ 33,128.78
08/20/24		R.E.Y. Engineers, Inc.	Engineering Services	901.97
08/22/24		Dewberry Engineers, Inc.	Engineering Services	12,684.00
08/31/24		Doug Veerkamp General Engineering	Construction Services	478,496.56
09/16/24		R.E.Y. Engineers, Inc.	Engineering Services	164.92
09/20/24		Dewberry Engineers, Inc.	Engineering Services	20,167.47
09/30/24		Doug Veerkamp General Engineering	Construction Services	235,452.32
10/18/24		R.E.Y. Engineers, Inc.	Engineering Services	182.25
10/31/24		Doug Veerkamp General Engineering	Construction Services	259,610.82
10/31/24		Dewberry Engineers, Inc.	Engineering Services	7,317.57
11/18/24		R.E.Y. Engineers, Inc.	Engineering Services	221.87
11/30/24		Doug Veerkamp General Engineering	Construction Services	25,669.00
12/16/24		R.E.Y. Engineers, Inc.	Engineering Services	70.67
01/20/25		R.E.Y. Engineers, Inc.	Engineering Services	182.26
02/19/25		R.E.Y. Engineers, Inc.	Engineering Services	299.80
03/17/25		R.E.Y. Engineers, Inc.	Engineering Services	315.45
03/18/25		Doug Veerkamp General Engineering	Construction Services	(4,199.56)
04/14/25		Doug Veerkamp General Engineering	Construction Services	57,351.45
04/16/25		Dewberry Engineers, Inc.	Engineering Services	44,758.12
04/21/25		R.E.Y. Engineers, Inc.	Engineering Services	120.26
05/12/25		Dewberry Engineers, Inc.	Engineering Services	379.59
06/17/25		Dewberry Engineers, Inc.	Engineering Services	44.65
07/15/25		Dewberry Engineers, Inc.	Engineering Services	44.65
06/30/25	N/A	City of Placerville	Personnel Costs	-

City of Placerville
Measure H Fund Expenditures
Broadway Maintenance Project - From Mosquito Road to Schnell School Road - Sewer Line (CIP #420033)
Fiscal Year 2024/2025
As of June 30, 2025

Invoice Date	Invoice No.	Vendor	Description	Invoice Amount
Total				<u>\$ 1,173,364.87</u>
				<i>Funding Sources</i>
				Measure H Fund
				<u>\$ 1,173,364.87</u>
Total				<u>\$ 1,173,364.87</u>

City of Placerville
Measure H Fund Expenditures
Water Reclamation Facility Digester #1 Service (CIP #42109)
Fiscal Year 2024/2025
As of June 30, 2025

Invoice Date	Invoice No.	Vendor	Description	Invoice Amount
06/23/25	20250606	MP Environmental Service	Construction	\$ 2,728.00
06/30/25	N/A	City of Placerville	Personnel Costs	1,987.10
				\$ 2,728.00
Total				
				<i>Funding Sources</i>
				Sewer Enterprise Fund \$ -
				Measure H Fund 2,728.00
				\$ 2,728.00

City of Placerville
Measure H Fund Expenditures
Thompson Way Repaving-Sewer Line (CIP #42206)
Fiscal Year 2024/2025
As of June 30, 2025

Invoice Date	Invoice No.	Vendor	Description	Invoice Amount
08/17/24	103384	Rick Engineering Company	Engineering Services	\$ 3,321.06
09/25/24	20092A(2)	Rick Engineering Company	Engineering Services	10,111.67
10/17/24	20092A(3)	Rick Engineering Company	Engineering Services	5,750.58
11/12/24	20092A(4)	Rick Engineering Company	Engineering Services	22,552.45
12/19/24	20092A(5)	Rick Engineering Company	Engineering Services	11,008.50
01/20/25	20092A(6)	Rick Engineering Company	Engineering Services	16,054.00
02/25/25	20092A(7)	Rick Engineering Company	Engineering Services	1,727.44
03/24/25	20092A(8)	Rick Engineering Company	Engineering Services	7,791.29
03/26/25	14375	Mountain Democrat	Public Notice	109.75
04/24/25	20092A(9)	Rick Engineering Company	Engineering Services	7,623.99
05/27/25	20092A(10)	Rick Engineering Company	Engineering Services	1,669.65
06/30/25	N/A	City of Placerville	Personnel Costs	26,385.47
				\$ 114,105.85
Total				
				<i>Funding Sources</i>
				Sewer Enterprise Fund \$ -
				Measure H Fund -
				Measure L Fund 114,105.85
				\$ 114,105.85

City of Placerville
Measure H Fund Expenditures
Sherman Street Repaving-Sewer Line (CIP #42208)
Fiscal Year 2024/2025
As of June 30, 2025

Invoice Date	Invoice No.	Vendor	Description	Invoice Amount
08/17/24	103386	Rick Engineering Company	Engineering Services	\$ 1,025.00
09/25/24	20092C(2)	Rick Engineering Company	Engineering Services	3,258.40
10/17/24	20092C(3)	Rick Engineering Company	Engineering Services	1,824.54
11/12/24	20092C(4)	Rick Engineering Company	Engineering Services	7,240.67
12/19/24	20092C(5)	Rick Engineering Company	Engineering Services	3,532.89
01/20/25	20092C(6)	Rick Engineering Company	Engineering Services	5,125.50
02/25/25	20092C(7)	Rick Engineering Company	Engineering Services	522.75
03/24/25	20092C(8)	Rick Engineering Company	Engineering Services	2,480.00
03/26/25	14375	Mountain Democrat	Public Notice	109.75
04/24/25	20092C(9)	Rick Engineering Company	Engineering Services	2,448.25
05/27/25	20092C(10)	Rick Engineering Company	Engineering Services	538.75
06/30/25	N/A	City of Placerville	Personnel Costs	33,233.27
				\$ 61,339.77
Total				
				<i>Funding Sources</i>
				Sewer Enterprise Fund \$ -
				Measure H Fund -
				Measure L Fund 61,339.77
				\$ 61,339.77

City of Placerville
Measure H Fund Expenditures
Aeration Basin Blower No. 2 Replacement (CIP #42230)
Fiscal Year 2024/2025
As of June 30, 2025

Invoice Date	Invoice No.	Vendor	Description	Invoice Amount
02/11/25	240754	Herold & Mielenz Inc.	Construction Services	\$ 2,120.89
06/30/25	N/A	City of Placerville	Personnel Costs	62.98
				\$ 2,183.87
Total				
				\$ 2,183.87
				\$ 2,183.87

		<i>Funding Sources</i>	
		Measure H Fund	\$ 2,183.87
		Total	\$ 2,183.87

City of Placerville
Measure H Fund Expenditures
Secondary Clarifier No. 1 Protective Coating (CIP #42507)
Fiscal Year 2024/2025
As of June 30, 2025

Invoice Date	Invoice No.	Vendor	Description	Invoice Amount
10/07/24	4024-10072024	EDC Recorder Office	Construction Services	\$ 52.50
09/15/24	2408N-01	A T.E.E.M. Electrical	Construction Services	1,828.20
10/21/24	2408N-02	A T.E.E.M. Electrical	Construction Services	11,118.20
11/15/24	2408N-03	A T.E.E.M. Electrical	Construction Services	7,560.00
12/15/24	2408N-04	A T.E.E.M. Electrical	Construction Services	5,310.00
06/30/25	N/A	City of Placerville	Personnel Costs	1,897.94
Total				<u><u>\$ 27,766.84</u></u>
				<i>Funding Sources</i>
				Measure H Fund
				\$ 27,766.84
Total				<u><u>\$ 27,766.84</u></u>

City of Placerville
Measure H Fund Expenditures and Fund Balance Summary
Fiscal Year 2024/2025
As of June 30, 2025

a	b	c	d	e	f	g	h	i c + d + e + f - g + h
Project Title	Project No.	Beginning Measure H Fund Balance as of 07/01/24	Initial Committee Recommendations 2024/2025	Mid-Year Committee Recommendations 2024/2025	City Council Construction Reserve/ Undesignated Fund Balance Appropriations	Project Expenditures 2024/2025	Project Close Out/Liquidation	Ending Measure H Fund Balance as of 06/30/25
Placerville Drive at Hangtown Creek Bridge Replacement	41410(1)	\$ -	-	-	37,620.00	37,620.00	-	-
Cedar Ravine Road Sewer Line Replacement	41825	169,119.42	-	-	-	-	-	169,119.42
Modular Treatment Unit (MTU) Servicing	41901	44,789.92	-	-	-	-	-	44,789.92
Broadway Maintenance Project-From Mosquito Road to Schnell School Road-Sewer Line	420033	1,399,236.28	-	-	-	1,173,364.87	-	225,871.41
Storm Drain Replacement-Intersection of Broadway and Schnell School Road	42004	50,000.00	-	-	-	-	-	50,000.00
Myrtle Avenue Sewer Line Repair	42010	115,000.00	-	-	-	-	-	115,000.00
Water Reclamation Facility Digester #1 Service	42109	40,085.90	-	150,000.00	-	2,728.00	-	187,357.90
Thompson Way Repaving-Sewer Line	42206	-	-	-	400,000.00	-	-	400,000.00
Sherman Street Repaving-Sewer Line	42208	-	-	-	150,000.00	-	-	150,000.00
Smith Flat Road Storm Drain & Paving-Sewer Line	42213	-	200,000.00	-	-	-	-	200,000.00
Garden Loop Sewer Line Replacement	42225	25,000.00	-	-	-	-	-	25,000.00
Myrtle Avenue Sewer Main Replacement	42226	25,000.00	-	-	-	-	-	25,000.00
Aeration Basin Blower No. 2 Replacement	42230	81,339.03	-	-	-	2,183.87	-	79,155.16
Secondary Clarifier No. 3 Drive Unit	42235	44,973.89	-	-	-	22,282.44	-	22,691.45
Annual Sewer Collection System Maintenance-Various Locations	42331	74,605.44	-	-	-	-	-	74,605.44
Acacia Way Sewer Line Replacement	42332	25,000.00	-	-	-	-	-	25,000.00
Secondary Clarifier No. 1 Protective Coating	42413	24,754.65	-	-	30,000.00	30,000.00	-	24,754.65
Water Reclamation Facility Load Bank PLC Replacement	42507	-	-	-	30,000.00	27,766.84	-	2,233.16
Sewer Enterprise Fund Debt Service	N/A	-	516,070.00	-	-	516,070.00	-	-
Operating Reserve	N/A	80,000.00	-	60,000.00	(30,000.00)	-	-	110,000.00
Construction Reserve	N/A	-	896,097.28	(150,000.00)	(245,620.00)	-	-	500,477.28
Unassigned Fund Balance-to balance	N/A	537,412.53	(105,412.53)	(60,000.00)	(372,000.00)	-	-	-
Total		\$ 2,736,317.06	\$ 1,506,754.75	\$ -	\$ -	\$ 1,812,016.02	\$ -	\$ 2,431,055.79

City of Placerville
Unfunded/Under Funded Measure H Fund Projects
Fiscal Year 2024/2025
As of June 30, 2025

Project Title	Project Code	Committee Recommended Measure H Fund Budget	Available Measure H Funding to Date	Unfunded Amount
Smith Flat Road Storm Drain and Paving-Sewer Line	42213	\$ 200,000	\$ 200,000	\$ -
Sewer Enterprise Fund Debt Service	N/A	516,070	516,070	-
Measure H Fund Construction Reserve	N/A	1,090,437	896,097	194,340
Total		\$ 1,806,507	\$ 1,612,167	\$ 194,340

**City of Placerville
Measure H Fund Construction Reserve
As of June 30, 2025**

Date	Resolution No.	Description	Amount	Balance
Beginning Balance			\$ -	\$ -
07/01/24	N/A	Construction Reserve Recommendation	896,097.28	896,097.28
11/12/24	9375	Secondary Clarifier No. 1 Protective Coating (CIP #42413)	(30,000.00)	866,097.28
01/28/25	9391	Placerville Drive Bridge Replacement	(37,620.00)	828,477.28
03/03/25	N/A	Water Reclamation Facility Digester No. 1 (CIP #42109)	(150,000.00)	678,477.28
03/03/25	N/A	Measure H Assigned Fund Balance to Construction Reserve	372,000.00	1,050,477.28
05/13/25	9425	Thompson Way Repaving (CIP #42206)	(400,000.00)	650,477.28
05/13/25	9425	Sherman Street Repaving project (CIP #42208)	(150,000.00)	500,477.28
Total			<u>\$ 500,477.28</u>	

CITY OF PLACERVILLE
Unaudited Statement of Net Position
Measure H Fund
Fiscal Year 2024/2025
As of June 30, 2025

Assets:	
Cash and investments	\$ 2,185,542
Receivables:	
Accounts	212,600
Interest	32,914
Total Assets	2,431,056
 Liabilities:	
Accounts payable	-
Due to other funds	-
Total Liabilities	-
 Net Position:	
Unrestricted	2,431,056
Total Net Position	\$ 2,431,056

Authorized Fund Balance Commitments:

Placerville Drive Bridge Widening (CIP #41410)	-
Cedar Ravine Road Sewer Line Replacement (CIP #41825)	169,119
Modular Treatment Unit (MTU) Servicing (CIP #41901)	44,790
Broadway Maintenance Project-From Mosquito Road to Schnell School Road (CIP #420033)	225,871
Storm Drain Replacement-Intersection of Broadway and Schnell School Road (CIP #42004)	50,000
Myrtle Avenue Sewer Line Repair (42010)	115,000
Water Reclamation Facility Digester #1 Service (CIP #42109)	187,358
Thompson Way Repaving (CIP #42206)	400,000
Thompson Way Repaving (CIP #42208)	150,000
Smith Flat Road Storm Drain and Paving-Sewer Line (CIP #42213)	200,000
Garden Loop Sewer Line Replacement (CIP #42225)	25,000

CITY OF PLACERVILLE
Unaudited Statement of Net Position
Measure H Fund
Fiscal Year 2024/2025
As of June 30, 2025

Myrtle Avenue Sewer Main Replacement (CIP #42226)	25,000
Aeration Basin Blower No. 2 Replacement (CIP #42230)	79,155
Secondary Clarifier No. 3 Drive Unit (CIP #42235)	22,692
Annual Sewer Collection System Maintenance-Various Locations (CIP #42331)	74,605
Acacia Way Sewer Line Replacement (CIP #42332)	25,000
Secondary Clarifier No. 1 Protective Coating (CIP #42413)	24,755
Water Reclamation Facility Load Bank PLC Replacement (CIP #42507)	2,233
Sewer Enterprise Fund Debt Service	-
Construction Reserve	500,477
Operating Reserve	110,000
	2,431,055
Total Authorized Fund Balance Commitments	2,431,055
Unassigned Fund Balance:	-
Total Ending Fund Balance	\$ 2,431,055

CITY OF PLACERVILLE

**Unaudited Statement of Revenues, Expenses and Changes in Net Position
Measure H Fund
Fiscal Year 2024/2025
As of June 30, 2025**

	<u>Adopted Budget</u>	<u>Actual</u>	<u>\$ Remaining Budget</u>	<u>% Remaining Budget</u>
Operating Revenues:				
Sales tax	\$ 1,406,035	\$ 1,384,866	\$ 21,169	1.51%
Total Operating Revenues	<u>1,406,035</u>	<u>1,384,866</u>	<u>21,169</u>	1.51%
Operating Expenses:				
General and administrative	-	-	-	0.00%
Total Operating Expenses	<u>-</u>	<u>-</u>	<u>-</u>	0.00%
Operating Income (Loss)	<u>1,406,035</u>	<u>1,384,866</u>	<u>21,169</u>	1.51%
Nonoperating Revenues and (Expenses):				
Interest earnings	<u>44,000</u>	<u>121,889</u>	<u>(77,889)</u>	-177.02%
Total Nonoperating Revenues	<u>44,000</u>	<u>121,889</u>	<u>(77,889)</u>	-177.02%
Income (Loss) Before Transfers	1,450,035	1,506,755	(56,720)	-3.91%
Transfers in	-	-	-	0.00%
Transfers out	<u>(1,406,035)</u>	<u>(1,812,016)</u>	<u>405,981</u>	-28.87%
Total Transfers	<u>(1,406,035)</u>	<u>(1,812,016)</u>	<u>405,981</u>	
Net Income (Loss)	44,000	(305,261)	349,261	
Net Position:				
Beginning of year		<u>2,736,317</u>		
End of year		<u><u>\$ 2,431,056</u></u>		



STATE OF CALIFORNIA

DIRECT DEPOSIT NUMBER 99866696

DIRECT DEPOSIT ADVICE

The amount printed on the face of this advice was transmitted to an account at bank 121141819 from the RETAIL SALES TAX

06 | 23 | 25

DOLLARS CENTS \$**302010.54

NOT NEGOTIABLE

456 ML PAYEE IDENTIFICATION NUMBER(S)

866696 CITY OF PLACERVILLE T&U TAX DAVE WARREN, DIR OF FINANCE 3101 CENTER STREET PLACERVILLE CA 95667

When changing accounts or financial institutions, notify your retirement system or agency accounting office immediately. Do not close your old account until you have received your first payment in your new account.



MALIA M. COHEN CALIFORNIA STATE CONTROLLER

CALIFORNIA DEPARTMENT OF TAX AND FEE ADMINISTRATION STATEMENT OF DISTRICT TAX DISTRIBUTION

DATE: 6/16/2025 FOR THE PERIODS SHOWN BELOW

JURIS CODE: 456

PAYEE: CITY OF PLACERVILLE T&U TAX DAVE WARREN, DIR OF FINANCE

CURRENT DISTRIBUTIONS APR 2025 110,810.54 CURRENT ADVANCE APR 2025 191,200.00 PRIOR CREDITS 0.00

BALANCE APR 2025 302,010.54 TOTAL PAYMENT 302,010.54

TOTAL DUE BREAKDOWN BY PERIOD: DISTRIBUTION PRIOR TO 4TH QUARTER 2024 2,439.73 DISTRIBUTION 4TH QUARTER 2024 688.56 DISTRIBUTION 1ST QUARTER 2025 101,343.63 DISTRIBUTION 2ND QUARTER 2025 6,338.62 DISTRIBUTION 3RD QUARTER 2025 0.00 TOTAL CURRENT DISTRIBUTIONS (AS ABOVE) 110,810.54

IF YOU HAVE ANY QUESTION PLEASE CONTACT CDTFA LOCAL REVENUE BRANCH BY PHONE AT (916) 324-3000 OR MAIL:

CALIFORNIA DEPARTMENT OF TAX AND FEE ADMINISTRATION LOCAL REVENUE BRANCH, MIC: 27 PO BOX 942879, SACRAMENTO, CA 94279-0027



STATE OF CALIFORNIA

DIRECT DEPOSIT NUMBER 99105125

DIRECT DEPOSIT ADVICE

The amount printed on the face of this advice was transmitted to an account at bank 121141819 from the RETAIL SALES TAX

07 | 24 | 25

DOLLARS CENTS \$**257764.85

NOT NEGOTIABLE

456 ML PAYEE IDENTIFICATION NUMBER(S)

105125 CITY OF PLACERVILLE T&U TAX DAVE WARREN, DIR OF FINANCE 3101 CENTER STREET PLACERVILLE CA 95667

When changing accounts or financial institutions, notify your retirement system or agency accounting office immediately. Do not close your old account until you have received your first payment in your new account.



MALIA M. COHEN CALIFORNIA STATE CONTROLLER

CALIFORNIA DEPARTMENT OF TAX AND FEE ADMINISTRATION STATEMENT OF DISTRICT TAX DISTRIBUTION DATE: 7/18/2025 FOR THE PERIODS SHOWN BELOW

JURIS CODE: 456 PAYEE: CITY OF PLACERVILLE T&U TAX DAVE WARREN, DIR OF FINANCE

CURRENT DISTRIBUTIONS MAY 2025 26,164.85 CURRENT ADVANCE MAY 2025 231,600.00 PRIOR CREDITS 0.00

BALANCE MAY 2025 257,764.85 TOTAL PAYMENT 257,764.85

TOTAL DUE BREAKDOWN BY PERIOD: DISTRIBUTION PRIOR TO 4TH QUARTER 2024 634.15 DISTRIBUTION 4TH QUARTER 2024 1,568.83 DISTRIBUTION 1ST QUARTER 2025 8,450.44 DISTRIBUTION 2ND QUARTER 2025 15,511.43 DISTRIBUTION 3RD QUARTER 2025 0.00 TOTAL CURRENT DISTRIBUTIONS (AS ABOVE) 26,164.85

IF YOU HAVE ANY QUESTION PLEASE CONTACT CDTFA LOCAL REVENUE BRANCH BY PHONE AT (916) 324-3000 OR MAIL:

CALIFORNIA DEPARTMENT OF TAX AND FEE ADMINISTRATION LOCAL REVENUE BRANCH, MIC: 27 PO BOX 942879, SACRAMENTO, CA 94279-0027



STATE OF CALIFORNIA

DIRECT DEPOSIT NUMBER
99985371

DIRECT DEPOSIT ADVICE

The amount printed on the face of this advice was transmitted to an account at bank 121141819 from the RETAIL SALES TAX

08 | 26 | 25

DOLLARS	CENTS
\$**174014	97

NOT NEGOTIABLE

456 ML
PAYEE IDENTIFICATION NUMBER(S)

985371
CITY OF PLACERVILLE T&U TAX
DAVE WARREN, DIR OF FINANCE
3101 CENTER STREET
PLACERVILLE CA
95667

When changing accounts or financial institutions, notify your retirement system or agency accounting office immediately. Do not close your old account until you have received your first payment in your new account.



MALIA M. COHEN
CALIFORNIA STATE CONTROLLER

CALIFORNIA DEPARTMENT OF TAX AND FEE ADMINISTRATION STATEMENT OF DISTRICT TAX DISTRIBUTION

DATE: 8/20/2025 FOR THE PERIODS SHOWN BELOW

JURIS CODE: 456

PAYEE: CITY OF PLACERVILLE T&U TAX
DAVE WARREN, DIR OF FINANCE

TOTAL DUE	2ND QTR 25	740,050.36
PRIOR CREDITS		0.00
PRIOR DISTRIBUTIONS	2ND QTR 25	136,975.39-
PRIOR ADVANCES	2ND QTR 25	422,800.00-
COST OF ADMIN		6,260.00-

BALANCE 2ND QTR 25 174,014.97

TOTAL PAYMENT 174,014.97

TOTAL DUE BREAKDOWN BY PERIOD:

DISTRIBUTION PRIOR TO 4TH QUARTER 2024	394.11
DISTRIBUTION 4TH QUARTER 2024	1,335.01
DISTRIBUTION 1ST QUARTER 2025	110,919.05
DISTRIBUTION 2ND QUARTER 2025	627,299.72
DISTRIBUTION 3RD QUARTER 2025	102.47
TOTAL DUE (AS-ABOVE)	740,050.36

IF YOU HAVE ANY QUESTION PLEASE CONTACT CDTFA
LOCAL REVENUE BRANCH BY PHONE AT (916) 324-3000 OR MAIL:

CALIFORNIA DEPARTMENT OF TAX AND FEE ADMINISTRATION
LOCAL REVENUE BRANCH, MIC: 27
PO BOX 942879, SACRAMENTO, CA 94279-0027

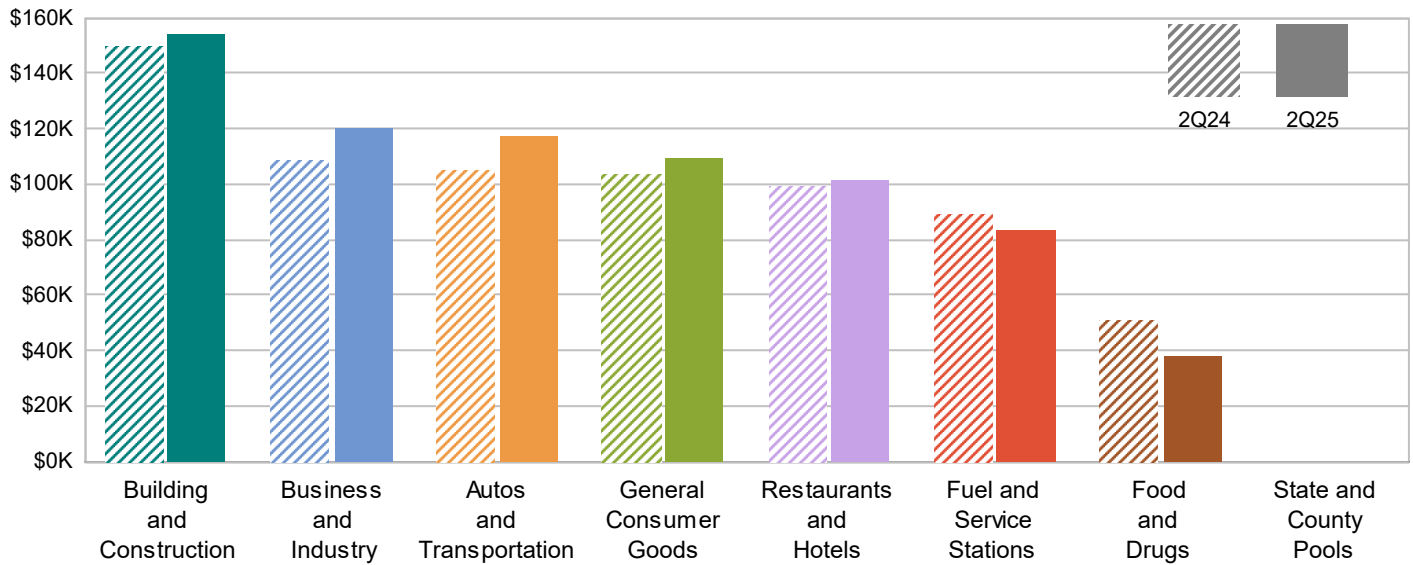
City of Placerville
Measure L Sales Tax Receipts-2nd Quarter

a	b	c	d	e d ÷ b
Dates	2024	2025	\$ Increase/ (Decrease)	% Increase/ (Decrease)
Advance (June)	\$ 289,349.50	\$ 302,010.54	\$ 12,661.04	
Advance (July)	237,819.08	257,764.85	19,945.77	
Quarterly Adjustment (August)	189,765.81	180,274.97	(9,490.84)	
<i>Total quarter ended June 30th before adjustments</i>	<u>716,934.39</u>	<u>740,050.36</u>	<u>23,115.97</u>	3.22%
Less: Prior Period Adjustments	(117,266.40)	(112,750.64)	4,515.76	
<i>Total quarter ended June 30th after adjustments</i>	<u>\$ 599,667.99</u>	<u>\$ 627,299.72</u>	<u>\$ 27,631.73</u>	4.61%

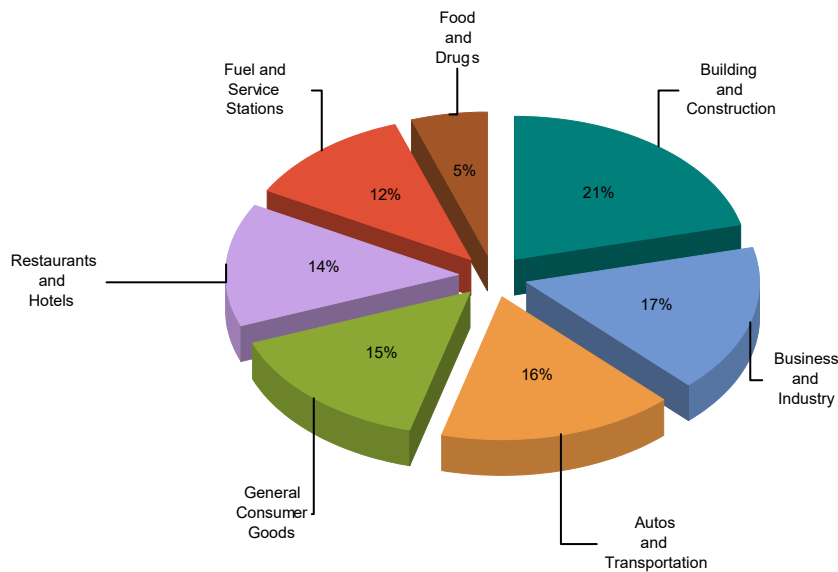


<u>Major Industry Group</u>	<u>Count</u>	<u>2Q25</u>	<u>2Q24</u>	<u>\$ Change</u>	<u>% Change</u>
Building and Construction	523	154,009	150,076	3,933	2.6%
Business and Industry	3,895	120,425	108,898	11,527	10.6%
Autos and Transportation	813	117,540	105,195	12,346	11.7%
General Consumer Goods	2,725	109,702	103,817	5,886	5.7%
Restaurants and Hotels	208	101,399	99,641	1,758	1.8%
Fuel and Service Stations	58	83,703	89,134	(5,431)	-6.1%
Food and Drugs	113	38,427	51,429	(13,002)	-25.3%
Transfers & Unidentified	1,679	14,844	8,746	6,099	69.7%
State and County Pools	-	0	0	0	-N/A-
Total	10,014	740,050	716,934	23,116	3.2%

2Q24 Compared To 2Q25

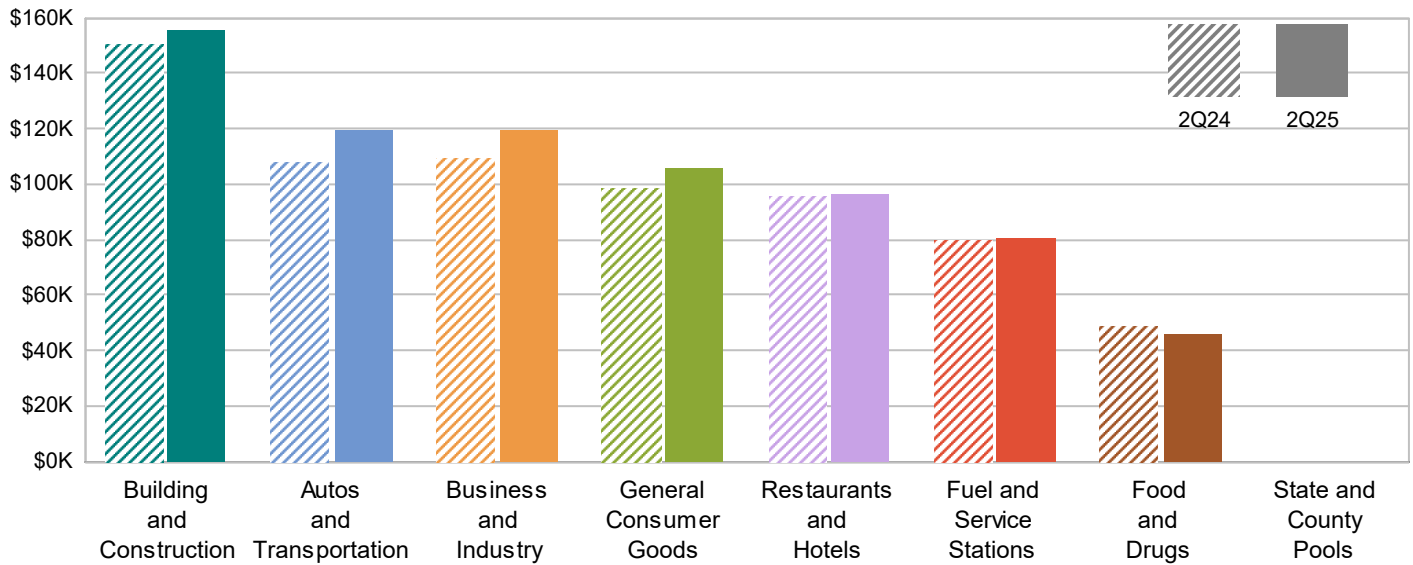


2Q25 Percent of Total

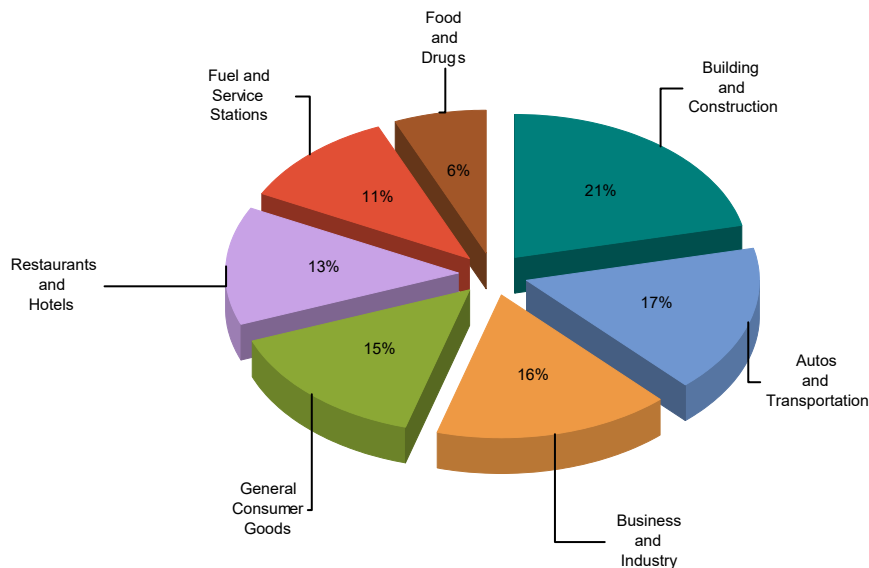


<u>Major Industry Group</u>	<u>Count</u>	<u>2Q25</u>	<u>2Q24</u>	<u>\$ Change</u>	<u>% Change</u>
Building and Construction	523	155,537	150,538	4,999	3.3%
Autos and Transportation	813	119,862	108,027	11,835	11.0%
Business and Industry	3,895	119,496	109,726	9,770	8.9%
General Consumer Goods	2,725	105,912	98,828	7,083	7.2%
Restaurants and Hotels	208	96,510	95,734	777	0.8%
Fuel and Service Stations	58	80,581	80,409	172	0.2%
Food and Drugs	113	46,622	49,446	(2,823)	-5.7%
Transfers & Unidentified	1,679	13,211	9,291	3,920	42.2%
State and County Pools	-	0	0	0	-N/A-
Total	10,014	737,731	701,998	35,733	5.1%

2Q24 Compared To 2Q25



2Q25 Percent of Total



City of Placerville
Measure L Fund Expenditures
Sewer Line Relocation-Clay Street to Locust Street (CIP #41202)
Fiscal Year 2024/2025
As of June 30, 2025

Invoice Date	Invoice No.	Vendor	Description	Invoice Amount
08/13/24	22417382	Dewberry Engineers, Inc.	Engineering Services	\$ 12,120.10
09/18/24	22421503	Dewberry Engineers, Inc.	Engineering Services	28,175.90
10/16/24	22425171	Dewberry Engineers, Inc.	Engineering Services	9,155.70
11/06/24	22426674	Dewberry Engineers, Inc.	Engineering Services	1,200.00
12/12/24	22430972	Dewberry Engineers, Inc.	Engineering Services	23,850.00
02/13/25	2132025	El Dorado County Recorder/Clerk	Recording Fee	2,968.75
03/07/25	4024-03072025	El Dorado County Recorder/Clerk	Recording Fee	52.50
04/29/25	22446453	Dewberry Engineers, Inc.	Engineering Services	15,407.30
05/13/25	22448541	Dewberry Engineers, Inc.	Engineering Services	21,905.00
06/20/25	22452983	Dewberry Engineers, Inc.	Engineering Services	9,219.00
07/14/25	22455562	Dewberry Engineers, Inc.	Engineering Services	5,925.00
06/30/25	N/A	City of Placerville	Personnel Costs	11,366.72
Total				\$ 141,345.97
<i>Funding Sources</i>				
Measure L Fund				\$141,345.97
Total				\$ 141,345.97

City of Placerville
Measure L Fund Expenditures
Placerville Drive Bridge Widening (CIP #41410(1))
Fiscal Year 2024/2025
As of June 30, 2025

Invoice Date	Invoice No.	Vendor	Description	Invoice Amount
08/12/24	22417162	Dewberry Engineers, Inc.	Engineering Services	\$ 9,262.83
09/06/24	22419852	Dewberry Engineers, Inc.	Engineering Services	1,176.44
09/06/24	22419852	Dewberry Engineers, Inc.	Engineering Services	24,040.21
10/07/24	24423310	Dewberry Engineers, Inc.	Engineering Services	12,810.35
11/12/24	22427447	Dewberry Engineers, Inc.	Engineering Services	19,422.05
11/18/24	0008351372-1	PG&E	Engineering Services	1,500.00
12/20/24	22432376	Dewberry Engineers, Inc.	Engineering Services	2,080.79
12/20/24	22432376	Dewberry Engineers, Inc.	Engineering Services	27,489.33
01/17/25	22435273	Dewberry Engineers, Inc.	Engineering Services	2,742.72
02/17/25	22438244	Dewberry Engineers, Inc.	Engineering Services	1,537.03
02/17/25	22438244	Dewberry Engineers, Inc.	Engineering Services	112,337.56
03/11/25	22440681	Dewberry Engineers, Inc.	Engineering Services	22,508.87
03/11/25	22440681	Dewberry Engineers, Inc.	Engineering Services	49,587.30
04/11/25	22444585	Dewberry Engineers, Inc.	Engineering Services	35.77
04/11/25	22444585	Dewberry Engineers, Inc.	Engineering Services	56,971.45
05/12/25	22448293	Dewberry Engineers, Inc.	Engineering Services	2,790.68
05/12/25	22448293	Dewberry Engineers, Inc.	Engineering Services	67,384.90
06/17/25	22452487	Dewberry Engineers, Inc.	Engineering Services	1,830.88
06/17/25	22452487	Dewberry Engineers, Inc.	Engineering Services	50,534.72
07/15/25	22455659	Dewberry Engineers, Inc.	Engineering Services	40,480.00
07/15/25	22455659	Dewberry Engineers, Inc.	Engineering Services	60,881.71
06/30/25	N/A	City of Placerville	Personnel Costs	11,847.32
Total				\$ 579,252.91

City of Placerville
Measure L Fund Expenditures
Placerville Drive Bridge Widening (CIP #41410(1))
Fiscal Year 2024/2025
As of June 30, 2025

<i>Funding Sources</i>		
Measure L Fund 11.47%	\$	28,820.31
Measure H Fund 11.47%	\$	37,620.00
HBP Grant 88.53%		512,812.60
Total	\$	<u>579,252.91</u>

City of Placerville
Measure L Fund Expenditures
Broadway Sidewalks (CIP #41606)
Fiscal Year 2024/2025
As of June 30, 2025

Invoice Date	Invoice No.	Vendor	Description	Invoice Amount
09/16/24	8333372-4	PG&E	Engineering Services	107,014.13
04/14/25	33336399	Doug Veerkamp General Engineering	Construction Services	2,851.25
06/30/25	N/A	City of Placerville	Personnel Costs	53,267.25
Total				\$ 163,132.63

Funding Sources

Measure L Fund	\$ 20,000.00
HSIP Grant (Varies)	118,716.59
Urban STBGP	24,416.04
Total	\$ 163,132.63

City of Placerville
Measure L Fund Expenditures
Broadway Sidewalks (CIP #416061)
Fiscal Year 2024/2025
As of June 30, 2025

Invoice Date	Invoice No.	Vendor	Description	Invoice Amount
07/31/24	332801	Doug Veerkamp General Engineering	Construction Services	\$ 446,650.17
08/31/24	332886	Doug Veerkamp General Engineering	Construction Services	173,507.01
09/09/24	22420143	Dewberry Engineers, Inc.	Engineering Services	25,531.58
09/20/24	22422101	Dewberry Engineers, Inc.	Engineering Services	30,602.86
09/30/24	332940	Doug Veerkamp General Engineering	Construction Services	78,818.41
10/18/24	26841	R.E.Y. Engineers, Inc.	Engineering Services	2,976.43
10/23/24	22425801	Dewberry Engineers, Inc.	Engineering Services	20,659.67
10/31/24	333056	Doug Veerkamp General Engineering	Construction Services	150,985.63
11/12/24	22427506	Dewberry Engineers, Inc.	Engineering Services	12,555.59
11/18/24	26965	R.E.Y. Engineers, Inc.	Engineering Services	393.98
11/30/24	333112	Doug Veerkamp General Engineering	Construction Services	3,907.63
12/13/24	22431041	Dewberry Engineers, Inc.	Engineering Services	13,365.35
12/16/24	27067	R.E.Y. Engineers, Inc.	Engineering Services	525.31
12/31/24	333200	Doug Veerkamp General Engineering	Construction Services	25,175.05
01/20/25	27172	R.E.Y. Engineers, Inc.	Engineering Services	393.98
01/21/25	22435476	Dewberry Engineers, Inc.	Engineering Services	8,133.98
02/19/25	27298	R.E.Y. Engineers, Inc.	Engineering Services	135.39
02/21/25	22439300	Dewberry Engineers, Inc.	Engineering Services	15,800.80
03/11/25	22440705	Dewberry Engineers, Inc.	Engineering Services	2,626.16
03/17/25	27435	R.E.Y. Engineers, Inc.	Engineering Services	446.18
04/14/25	33336399	Doug Veerkamp General Engineering	Construction Services	78,596.36
04/17/25	22445638	Dewberry Engineers, Inc.	Engineering Services	22,122.62
04/21/25	27553	R.E.Y. Engineers, Inc.	Engineering Services	4,334.05
05/14/25	22448684	Dewberry Engineers, Inc.	Engineering Services	817.62

City of Placerville
Measure L Fund Expenditures
Broadway Sidewalks (CIP #416061)
Fiscal Year 2024/2025
As of June 30, 2025

06/17/25	22452556	Dewberry Engineers, Inc.	Engineering Services	236.09
07/15/25	22455691	Dewberry Engineers, Inc.	Engineering Services	354.13
06/30/25	N/A	City of Placerville	Personnel Costs	1,184.87
Total				<u><u>\$ 1,120,836.90</u></u>

<i>Funding Sources</i>	
Measure L Fund	\$ -
HSIP Grant (Varies)%	1,120,836.90
Total	<u><u>\$ 1,120,836.90</u></u>

City of Placerville
Measure L Fund Expenditures
Broadway Sidewalks (CIP #416062)
Fiscal Year 2024/2025
As of June 30, 2025

Invoice Date	Invoice No.	Vendor	Description	Invoice Amount
07/31/24	332801	Doug Veerkamp General Engineering	Construction Services	12,851.60
08/31/24	332886	Doug Veerkamp General Engineering	Construction Services	35,323.32
09/09/24	22420143	Dewberry Engineers, Inc.	Engineering Services	8,510.52
09/20/24	22422101	Dewberry Engineers, Inc.	Engineering Services	10,200.96
10/18/24	26841	R.E.Y. Engineers, Inc.	Engineering Services	992.14
10/23/24	22425801	Dewberry Engineers, Inc.	Engineering Services	6,886.55
10/31/24	333056	Doug Veerkamp General Engineering	Construction Services	65,615.92
11/12/24	22427506	Dewberry Engineers, Inc.	Engineering Services	4,185.20
11/18/24	26965	R.E.Y. Engineers, Inc.	Engineering Services	131.32
12/13/24	22431041	Dewberry Engineers, Inc.	Engineering Services	4,455.12
12/16/24	27067	R.E.Y. Engineers, Inc.	Engineering Services	175.10
12/31/24	333200	Doug Veerkamp General Engineering	Construction Services	411.27
01/20/25	27172	R.E.Y. Engineers, Inc.	Engineering Services	131.33
01/21/25	22435476	Dewberry Engineers, Inc.	Engineering Services	2,711.33
02/19/25	27298	R.E.Y. Engineers, Inc.	Engineering Services	45.13
02/21/25	22439300	Dewberry Engineers, Inc.	Engineering Services	5,266.93
03/11/25	333297	Doug Veerkamp General Engineering	Construction Services	(2,851.25)
03/11/25	22440705	Dewberry Engineers, Inc.	Engineering Services	875.38
03/17/25	27435	R.E.Y. Engineers, Inc.	Engineering Services	148.73
04/14/25	33336399	Doug Veerkamp General Engineering	Construction Services	19,083.50
04/17/25	22445638	Dewberry Engineers, Inc.	Engineering Services	7,374.21
04/21/25	27533	R.E.Y. Engineers, Inc.	Engineering Services	1,444.69
05/14/25	22448684	Dewberry Engineers, Inc.	Engineering Services	272.54
06/17/25	22452556	Dewberry Engineers, Inc.	Engineering Services	78.70

City of Placerville
Measure L Fund Expenditures
Broadway Sidewalks (CIP #416062)
Fiscal Year 2024/2025
As of June 30, 2025

07/15/25	22455691	Dewberry Engineers, Inc.	Engineering Services	118.05
06/30/25	N/A	City of Placerville	Personnel Costs	19.65
Total				\$ 184,457.94

<i>Funding Sources</i>	
Measure L Fund	\$ -
Water Enterprise	184,457.94
Total	\$ 184,457.94

City of Placerville
Measure L Fund Expenditures
Placerville Drive Bike and Pedestrian (CIP #41816(3))
Fiscal Year 2024/2025
As of June 30, 2025

Invoice Date	Invoice No.	Vendor	Description	Invoice Amount
08/12/24	22417159	Dewberry Engineers, Inc.	Engineering Services	\$ 2,929.23
09/06/24	22419851	Dewberry Engineers, Inc.	Engineering Services	4,785.99
09/20/24	30909259	Kronick Moskowitz Tiede	Legal Services	110.00
10/07/24	22423309	Dewberry Engineers, Inc.	Engineering Services	15,874.93
11/12/24	22427448	Dewberry Engineers, Inc.	Engineering Services	12,626.06
11/18/24	8351372-1	PG&E	Engineering Services	1,500.00
12/20/24	22432383	Dewberry Engineers, Inc.	Engineering Services	39,094.19
01/15/25	22434346	Dewberry Engineers, Inc.	Engineering Services	17,702.63
02/17/25	22438242	Dewberry Engineers, Inc.	Engineering Services	22,490.23
03/11/25	22440680	Dewberry Engineers, Inc.	Engineering Services	24,099.99
04/11/25	22444575	Dewberry Engineers, Inc.	Engineering Services	1,664.48
05/12/25	22448291	Dewberry Engineers, Inc.	Engineering Services	3,287.17
06/17/25	22452490	Dewberry Engineers, Inc.	Engineering Services	8,730.87
07/07/25	4024-07072025	Bank of America	Engineering Services	26.50
07/15/25	22455680	Dewberry Engineers, Inc.	Engineering Services	42,533.79
07/15/25	22455680	Dewberry Engineers, Inc.	Engineering Services	14,652.23
06/30/25	N/A	City of Placerville	Personnel Costs	15,286.90
Total				\$ 227,395.19

Funding Sources

Measure L Fund	\$ -
EDCTC TDA Article 3	59,122.36
Caltrans Grant (Varies)	168,272.83

City of Placerville
Measure L Fund Expenditures
Placerville Drive Bike and Pedestrian (CIP #41816(3))
Fiscal Year 2024/2025
As of June 30, 2025

Total

\$ 227,395.19

City of Placerville
Measure L Fund Expenditures
Placerville Drive Bike and Pedestrian (CIP #418164)
Fiscal Year 2024/2025
As of June 30, 2025

Invoice Date	Invoice No.	Vendor	Description	Invoice Amount
08/12/24	22417159	Dewberry Engineers, Inc.	Engineering Services	23,045.70
09/06/24	22419851	Dewberry Engineers, Inc.	Engineering Services	21,847.83
10/07/24	22423309	Dewberry Engineers, Inc.	Engineering Services	350.21
10/18/24	30909707	Kronick Moskowitz Tiede	Legal Services	330.00
12/20/24	22432383	Dewberry Engineers, Inc.	Engineering Services	44,542.06
01/15/25	22434346	Dewberry Engineers, Inc.	Engineering Services	8,651.03
02/17/25	22438242	Dewberry Engineers, Inc.	Engineering Services	20,872.84
03/11/25	22440680	Dewberry Engineers, Inc.	Engineering Services	47,670.26
03/17/25	57948	CA Dept of Fish & Wildlife	Engineering Services	4,146.25
03/17/25	3172025	Central Valley WQCB	Engineering Services	4,212.00
04/11/25	22444575	Dewberry Engineers, Inc.	Engineering Services	72,013.60
05/12/25	22448291	Dewberry Engineers, Inc.	Engineering Services	58,802.94
06/17/25	22452490	Dewberry Engineers, Inc.	Engineering Services	65,366.59
06/30/25	N/A	City of Placerville	Personnel Costs	9,689.81
Total				\$ 381,541.12

Funding Sources

Measure L Fund	\$ 17,152.68
EDCTC TDA Article 3	90,877.64
ATP Grant (Varies)	273,510.80
Total	\$ 381,541.12

City of Placerville
Measure L Fund Expenditures
Inflow and Infiltration Reduction (CIP #41824(2))
Fiscal Year 2024/2025
As of June 30, 2025

Invoice Date	Invoice No.	Vendor	Description	Invoice Amount
6/30/2025	N/A	City of Placerville	Personnel Costs	\$ 78.68
Total				\$ 78.68

Funding Sources

Measure L Fund	\$ 78.68
Total	\$ 78.68

City of Placerville
Measure L Fund Expenditures
Broadway Maintenance-From Mosquito Road to Schnell School Road (CIP #42003)
Fiscal Year 2024/2025
As of June 30, 2025

Invoice Date	Invoice No.	Vendor	Description	Invoice Amount
06/30/25	N/A	City of Placerville	Personnel Costs	9,396.66
Total				\$ 9,396.66

<i>Funding Sources</i>	
Measure L Fund	\$ 9,396.66
Total	\$ 9,396.66

City of Placerville
Measure L Fund Expenditures
Broadway Maintenance-From Mosquito Road to Schnell School Road (CIP #420031)
Fiscal Year 2024/2025
As of June 30, 2025

Invoice Date	Invoice No.	Vendor	Description	Invoice Amount
07/31/24	332802	Doug Veerkamp General Engineering	Construction Services	\$ 126,141.00
08/20/24	26583	R.E.Y. Engineers, Inc.	Engineering Services	3,906.73
08/22/24	22418703	Dewberry Engineers, Inc.	Engineering Services	25,368.00
08/31/24	332885-REV	Doug Veerkamp General Engineering	Construction Services	163,575.00
09/16/24	26696	R.E.Y. Engineers, Inc.	Engineering Services	714.29
09/20/24	22422127	Dewberry Engineers, Inc.	Engineering Services	40,334.93
09/30/24	332941	Doug Veerkamp General Engineering	Construction Services	104,370.90
10/18/24	26842	R.E.Y. Engineers, Inc.	Engineering Services	789.41
10/31/24	333073	Doug Veerkamp General Engineering	Construction Services	882,458.43
10/31/24	22426318	Dewberry Engineers, Inc.	Engineering Services	14,635.14
11/18/24	26966	R.E.Y. Engineers, Inc.	Engineering Services	960.98
11/30/24	333113	Doug Veerkamp General Engineering	Construction Services	289,800.26
12/16/24	27068	R.E.Y. Engineers, Inc.	Engineering Services	306.13
01/01/25	333208	Doug Veerkamp General Engineering	Construction Services	234,760.26
01/20/25	27173	R.E.Y. Engineers, Inc.	Engineering Services	789.41
02/19/25	27299	R.E.Y. Engineers, Inc.	Engineering Services	1,298.55
03/17/25	27436	R.E.Y. Engineers, Inc.	Engineering Services	1,366.29
03/18/25	333316	Doug Veerkamp General Engineering	Construction Services	25,582.50
04/14/25	33336499	Doug Veerkamp General Engineering	Construction Services	108,306.03
04/16/25	22445464	Dewberry Engineers, Inc.	Engineering Services	30,522.95
04/21/25	27554	R.E.Y. Engineers, Inc.	Engineering Services	520.89
05/12/25	22448360	Dewberry Engineers, Inc.	Engineering Services	759.19
06/17/25	22452567	Dewberry Engineers, Inc.	Engineering Services	89.32

City of Placerville
Measure L Fund Expenditures
Broadway Maintenance-From Mosquito Road to Schnell School Road (CIP #420031)
Fiscal Year 2024/2025
As of June 30, 2025

07/15/25	22455754	Dewberry Engineers, Inc.	Engineering Services	89.32
06/30/25	N/A	City of Placerville	Personnel Costs	627.20
Total				<u><u>\$ 2,058,073.11</u></u>

<i>Funding Sources</i>	
Measure L Fund	\$ 2,058,073.11
Total	<u><u>\$ 2,058,073.11</u></u>

City of Placerville
Measure L Fund Expenditures
Broadway Maintenance-From Mosquito Road to Schnell School Road (CIP #420032)
Fiscal Year 2024/2025
As of June 30, 2025

Invoice Date	Invoice No.	Vendor	Description	Invoice Amount
07/15/24	1863109	Ferguson Enterprises	Construction Services	\$ 1,646.12
07/31/24	332802	Doug Veerkamp General Engineering	Construction Services	205,450.57
08/20/24	26583	R.E.Y. Engineers, Inc.	Engineering Services	901.96
08/22/24	22418703	Dewberry Engineers, Inc.	Engineering Services	8,925.77
08/31/24	332885-REV	Doug Veerkamp General Engineering	Construction Services	0.08
09/16/24	26696	R.E.Y. Engineers, Inc.	Engineering Services	164.91
09/20/24	22422127	Dewberry Engineers, Inc.	Engineering Services	14,191.92
09/27/24	1870883	Ferguson Enterprises	Construction Services	7,852.08
09/27/24	1872218	Ferguson Enterprises	Construction Services	7,460.75
09/30/24	332941	Doug Veerkamp General Engineering	Construction Services	2,850.00
10/01/24	202410-19	Blain Stumpf Trucking	Construction Services	916.99
10/02/24	1872218-1	Ferguson Enterprises	Construction Services	4,359.69
10/02/24	1870883-1	Ferguson Enterprises	Construction Services	238.42
10/07/24	1873600	Ferguson Enterprises	Construction Services	1,361.39
10/07/24	1870883	Ferguson Enterprises	Construction Services	476.84
10/18/24	26842	R.E.Y. Engineers, Inc.	Engineering Services	182.26
10/23/24	239744112-001	United Rentals	Construction Services	1,434.64
10/24/24	239744112-002	United Rentals	Construction Services	255.30
10/31/24	22426318	Dewberry Engineers, Inc.	Engineering Services	5,149.41
10/31/24	333073	Doug Veerkamp General Engineering	Construction Services	29,134.60
11/18/24	26966	R.E.Y. Engineers, Inc.	Engineering Services	221.87
11/30/24	333113	Doug Veerkamp General Engineering	Construction Services	14,618.09
12/16/24	27068	R.E.Y. Engineers, Inc.	Engineering Services	70.68

City of Placerville
Measure L Fund Expenditures
Broadway Maintenance-From Mosquito Road to Schnell School Road (CIP #420032)
Fiscal Year 2024/2025
As of June 30, 2025

01/01/25	333208	Doug Veerkamp General Engineering	Construction Services	4,506.76
01/20/25	27173	R.E.Y. Engineers, Inc.	Engineering Services	182.26
02/19/25	27299	R.E.Y. Engineers, Inc.	Engineering Services	299.80
03/17/25	27436	R.E.Y. Engineers, Inc.	Engineering Services	315.45
04/14/25	33336499	Doug Veerkamp General Engineering	Construction Services	29,228.12
04/16/25	22445464	Dewberry Engineers, Inc.	Engineering Services	10,739.55
04/21/25	27554	R.E.Y. Engineers, Inc.	Engineering Services	120.26
05/12/25	22448360	Dewberry Engineers, Inc.	Engineering Services	267.12
06/17/25	22452567	Dewberry Engineers, Inc.	Engineering Services	31.43
07/15/25	22455754	Dewberry Engineers, Inc.	Engineering Services	31.43
06/30/25	N/A	City of Placerville	Personnel Costs	3,333.91
Total				<u><u>\$ 356,920.43</u></u>

<i>Funding Sources</i>	
Measure L Fund	<u>\$ 356,920.43</u>
Total	<u><u>\$ 356,920.43</u></u>

City of Placerville
Measure L Fund Expenditures
Water Valve Replacement (CIP #42007)
Fiscal Year 2024/2025
As of June 30, 2025

Invoice Date	Invoice No.	Vendor	Description	Invoice Amount
07/15/24	1863109	Ferguson Enterprises	Construction Services	\$ 5,624.71
07/31/24	1865791	Ferguson Enterprises	Construction Services	4,247.11
06/30/25	N/A	City of Placerville	Personnel Costs	-
Total				\$ 9,871.82

Funding Sources

Measure L Fund	\$ 9,871.82
Total	\$ 9,871.82

City of Placerville
Measure L Fund Expenditures
Thompson Way Repaving (CIP #42206)
Fiscal Year 2024/2025
As of June 30, 2025

Invoice Date	Invoice No.	Vendor	Description	Invoice Amount
08/17/24	103384	Rick Engineering Company	Engineering Services	\$ 3,321.06
09/25/24	20092A(2)	Rick Engineering Company	Engineering Services	10,111.67
10/17/24	20092A(3)	Rick Engineering Company	Engineering Services	5,750.58
11/12/24	20092A(4)	Rick Engineering Company	Engineering Services	22,552.45
12/19/24	20092A(5)	Rick Engineering Company	Engineering Services	11,008.50
01/20/25	20092A(6)	Rick Engineering Company	Engineering Services	16,054.00
02/25/25	20092A(7)	Rick Engineering Company	Engineering Services	1,727.44
03/24/25	20092A(8)	Rick Engineering Company	Engineering Services	7,791.29
03/26/25	14375	Mountain Democrat	Public Notice	109.75
04/24/25	20092A(9)	Rick Engineering Company	Engineering Services	7,623.99
05/27/25	20092A(10)	Rick Engineering Company	Engineering Services	1,669.65
06/30/25	N/A	City of Placerville	Personnel Costs	26,385.47
Total				\$ 114,105.85

Funding Sources

Measure L Fund	\$ 114,105.85
Total	\$ 114,105.85

City of Placerville
Measure L Fund Expenditures
Sherman Street Repaving (CIP #42208)
Fiscal Year 2024/2025
As of June 30, 2025

Invoice Date	Invoice No.	Vendor	Description	Invoice Amount
08/17/24	103386	Rick Engineering Company	Engineering Services	\$ 1,025.00
09/25/24	20092C(2)	Rick Engineering Company	Engineering Services	3,258.40
10/17/24	20092C(3)	Rick Engineering Company	Engineering Services	1,824.54
11/12/24	20092C(4)	Rick Engineering Company	Engineering Services	7,240.67
12/19/24	20092C(5)	Rick Engineering Company	Engineering Services	3,532.89
01/20/25	20092C(6)	Rick Engineering Company	Engineering Services	5,125.50
02/25/25	20092C(7)	Rick Engineering Company	Engineering Services	522.75
03/24/25	20092C(8)	Rick Engineering Company	Engineering Services	2,480.00
03/26/25	14375	Mountain Democrat	Public Notice	109.75
04/24/25	20092C(9)	Rick Engineering Company	Engineering Services	2,448.25
05/27/25	20092C(10)	Rick Engineering Company	Engineering Services	538.75
06/30/25	N/A	City of Placerville	Personnel Costs	33,233.27
Total				\$ 61,339.77

Funding Sources

Measure L Fund	\$ 61,339.77
Total	\$ 61,339.77

City of Placerville
Measure L Fund Expenditures
Annual Storm Drain Compliance (CIP #42212)
Fiscal Year 2024/2025
As of June 30, 2025

Invoice Date	Invoice No.	Vendor	Description	Invoice Amount
06/30/25	N/A	City of Placerville	Personnel Costs	\$ 3,450.02
Total				\$ 3,450.02

<i>Funding Sources</i>	
Measure L Fund	\$ 3,450.02
Total	\$ 3,450.02

City of Placerville
Measure L Fund Expenditures
Smith Flat Road Storm Drain and Paving (CIP #42213)
Fiscal Year 2024/2025
As of June 30, 2025

Invoice Date	Invoice No.	Vendor	Description	Invoice Amount
08/20/24	26585	R.E.Y. Engineers, Inc.	Engineering Services	\$ 15,542.50
09/27/24	26723	R.E.Y. Engineers, Inc.	Engineering Services	9,065.50
10/23/24	26856	R.E.Y. Engineers, Inc.	Public Notice	10,585.80
11/18/24	26968	R.E.Y. Engineers, Inc.	Engineering Services	18,516.39
12/16/24	27070	R.E.Y. Engineers, Inc.	Engineering Services	2,858.00
01/20/25	27175	R.E.Y. Engineers, Inc.	Engineering Services	33,855.73
02/19/25	27300	R.E.Y. Engineers, Inc.	Engineering Services	44,913.00
04/15/25	30912316	Kronick Moskovitz Tiede	Attorney Services	453.75
05/09/25	584338	SWRCB	Engineering Services	619.00
05/20/25	27647	R.E.Y. Engineers, Inc.	Engineering Services	149,791.63
05/23/25	14608	Mountain Democrat	Public Notice	277.80
06/13/25	27798	R.E.Y. Engineers, Inc.	Engineering Services	35,941.00
07/17/25	27940	R.E.Y. Engineers, Inc.	Engineering Services	8,786.64
06/30/25	N/A	City of Placerville	Personnel Costs	14,124.05
Total				<u><u>\$ 345,330.79</u></u>

Funding Sources

Measure L Fund	\$ 345,330.79
Total	<u><u>\$ 345,330.79</u></u>

City of Placerville
Measure L Fund Expenditures
Local Roadway Safety Plan (CIP #42248)
Fiscal Year 2024/2025
As of June 30, 2025

Invoice Date	Invoice No.	Vendor	Description	Invoice Amount
06/30/25	N/A	City of Placerville	Personnel Costs	\$ 275.50
Total				\$ 275.50

Funding Sources

LR SPL Grant	\$ -
Measure L Fund	275.50
Total	\$ 275.50

City of Placerville
Measure L Fund Expenditures
Storm Drain Replacement-Upper Broadway to Point View Drive (CIP #42320)
Fiscal Year 2024/2025
As of June 30, 2025

Invoice Date	Invoice No.	Vendor	Description	Invoice Amount
02/19/25	27302	R.E.Y. Engineers, Inc.	Engineering Services	\$ 9,000.00
06/30/25	N/A	City of Placerville	Personnel Costs	11,550.31
Total				<u>\$ 20,550.31</u>

<i>Funding Sources</i>	
Measure L Fund	\$ 20,550.31
Total	<u>\$ 20,550.31</u>

City of Placerville
Measure L Fund Expenditures
Annual Patch Paving and Maintenance-Various Locations (CIP #42321)
Fiscal Year 2024/2025
As of June 30, 2025

Invoice Date	Invoice No.	Vendor	Description	Invoice Amount
06/30/25	N/A	City of Placerville	Personnel Costs	\$ 3,864.45
Total				\$ 3,864.45

<i>Funding Sources</i>	
Measure L Fund	\$ 3,864.45
Total	\$ 3,864.45

City of Placerville
Measure L Fund Expenditures
Annual Street Striping and Signage Maintenance-Variou (CIP #42322)
Fiscal Year 2024/2025
As of June 30, 2025

Invoice Date	Invoice No.	Vendor	Description	Invoice Amount
09/10/24	30837	Chrisp Company	Construction Services	\$ 131,839.70
06/30/25	N/A	City of Placerville	Personnel Costs	-
Total				<u>\$ 131,839.70</u>
<i>Funding Sources</i>				
Measure L Fund				\$ 131,839.70
Total				<u>\$ 131,839.70</u>

City of Placerville
Measure L Fund Expenditures
Sheridan Street Paving (CIP #42324)
Fiscal Year 2024/2025
As of June 30, 2025

Invoice Date	Invoice No.	Vendor	Description	Invoice Amount
08/17/24	103385	Rick Engineering	Engineering Services	\$ 1,800.00
09/25/24	20092B(2)	Rick Engineering	Engineering Services	5,726.61
10/17/24	20092B(3)	Rick Engineering	Engineering Services	3,237.11
11/12/24	20092B(4)	Rick Engineering	Engineering Services	12,807.18
12/19/24	20092B(5)	Rick Engineering	Engineering Services	6,220.10
01/20/25	20092B(6)	Rick Engineering	Engineering Services	9,096.00
02/25/25	20092B(7)	Rick Engineering	Engineering Services	918.00
03/24/25	20092B(8)	Rick Engineering	Engineering Services	4,380.00
04/24/25	20092B(9)	Rick Engineering	Engineering Services	4,293.50
05/27/25	20092B(10)	Rick Engineering	Engineering Services	933.50
06/23/25	20092B(11)	Rick Engineering	Engineering Services	4,316.40
07/19/25	20092B(12)	Rick Engineering	Engineering Services	2,118.60
06/30/25	N/A	City of Placerville	Personnel Costs	325.41
Total				\$ 56,172.41

Funding Sources

Measure L Fund	\$ 56,172.41
Total	\$ 56,172.41

City of Placerville
Measure L Fund Expenditures
Mallard Lane Maintenance (CIP #42325)
Fiscal Year 2024/2025
As of June 30, 2025

Invoice Date	Invoice No.	Vendor	Description	Invoice Amount
02/14/25	225010313	Geocon Consultants, Inc.	Engineering Services	\$ 5,750.00
03/17/25	225020330	Geocon Consultants, Inc.	Engineering Services	\$ 5,750.00
06/30/25	N/A	City of Placerville	Personnel Costs	\$ 3,751.31
Total				\$ 15,251.31

Funding Sources

Measure L Fund	\$ 15,251.31
Total	\$ 15,251.31

City of Placerville
Measure L Fund Expenditures
Canal Street-Phase 1-Combella Road to Cougar Lane (CIP #42402)
Fiscal Year 2024/2025
As of June 30, 2025

Invoice Date	Invoice No.	Vendor	Description	Invoice Amount
08/14/24	46853	Dokken Engineering	Engineering Services	\$ 23,970.10
09/10/24	47046	Dokken Engineering	Engineering Services	16,972.47
10/16/24	47357	Dokken Engineering	Engineering Services	34,766.56
02/13/25	48352	Dokken Engineering	Engineering Services	42,369.26
03/11/25	48616	Dokken Engineering	Engineering Services	4,189.11
04/23/25	48988	Dokken Engineering	Engineering Services	26,551.77
06/24/25	49527	Dokken Engineering	Engineering Services	8,888.83
07/28/25	49797	Dokken Engineering	Engineering Services	2,899.75
06/07/25	4024-06072025	Certificate Fee	Engineering Services	26.25
06/30/25	N/A	City of Placerville	Personnel Costs	24,984.41
Total				\$ 185,618.51

Funding Sources

CMAQ 88.53%	\$ 164,328.07
Measure L Fund 11.47%	21,290.44
Total	\$ 185,618.51

City of Placerville
Measure L Fund Expenditures
Canal Street, Phase 2-Cougar Lane to US Highway 50 (CIP #42404)
Fiscal Year 2024/2025
As of June 30, 2025

Invoice Date	Invoice No.	Vendor	Description	Invoice Amount
08/14/24	46854	Dokken Engineering	Recording Fee	\$ 2,489.44
09/10/24	47047	Dokken Engineering	Engineering Services	3,253.20
10/16/24	47358	Dokken Engineering	Engineering Services	16,869.53
01/31/25	48256	Dokken Engineering	Engineering Services	50,122.86
02/14/25	48365	Dokken Engineering	Engineering Services	16,356.34
03/12/25	48619	Dokken Engineering	Engineering Services	11,853.52
04/21/25	48969	Dokken Engineering	Engineering Services	2,728.49
06/24/25	49528	Dokken Engineering	Engineering Services	20,890.71
07/28/25	49798	Dokken Engineering	Engineering Services	24,274.95
06/07/25	4024-06072025	Certificate Fee	Engineering Services	26.25
06/30/25	N/A	City of Placerville	Personnel Costs	6,964.74
Total				<u><u>\$ 155,830.03</u></u>

Funding Sources

STIP Grant 80.00%	\$ 124,664.02
Measure L Fund 20.00%	31,166.01
Total	<u><u>\$ 155,830.03</u></u>

City of Placerville
Measure L Fund Expenditures
Wiltse Road Storm Drain (CIP #42407)
Fiscal Year 2024/2025
As of June 30, 2025

Invoice Date	Invoice No.	Vendor	Description	Invoice Amount
06/30/25	N/A	City of Placerville	Personnel Costs	\$ 2,315.99
Total				\$ 2,315.99

<i>Funding Sources</i>	
Measure L Fund	\$ 2,315.99
Total	\$ 2,315.99

City of Placerville
Measure L Fund Expenditures
Bee Street Storm Drain Repair (CIP #42424)
Fiscal Year 2024/2025
As of June 30, 2025

Invoice Date	Invoice No.	Vendor	Description	Invoice Amount
06/30/25	N/A	City of Placerville	Personnel Costs	\$ 550.90
Total				\$ 550.90

Funding Sources

Measure L Fund	\$ 550.90
Total	\$ 550.90

City of Placerville
 Measure L Fund Expenditures and Fund Balance Summary
 Fiscal Year 2024/2025
 As of June 30, 2025

a	b	c	d	e	f	g	h	i	j
		Beginning Measure L Fund Balance as of 07/01/24	Initial Committee Recommendations 2024/2025	Mid-Year Committee Recommendations 2024/2025	City Council Construction Reserve Appropriations 2024/2025	City Council Unassigned Fund Balance Appropriations 2024/2025	Project Expenditures 2024/2025	Project Close Out/Liquidation	c + d + e + f + g - h + i
Project Title	Project No.								Ending Measure L Fund Balance as of 06/30/25
Sewer Line Relocation-Clay Street to Locust Street	41202	322,776.01	250,000.00	-	-	-	141,345.97	-	431,430.04
Placerville Drive Bridge Widening	41410(1)(2)	62,510.72	22,940.00	-	112,870.00	-	28,820.31	-	169,500.41
Broadway Sidewalks	41606(1)(2)	-	-	-	20,000.00	-	20,000.00	-	-
Placerville Drive Bicycle and Pedestrian Facility Improvements	41816(3)(4)	396,540.32	-	-	250,000.00	-	17,152.68	-	629,387.64
Inflow & Infiltration Reduction	41824(1)(2)	30,369.14	-	-	-	-	78.68	-	30,290.46
Cedar Ravine Road Sewer Line Replacement	41825	154,597.27	-	-	-	-	-	-	154,597.27
Conrad Street Sewer Line Replacement-Coloma Street to Cottage Street	41916	200,550.36	-	-	-	-	-	-	200,550.36
Broadway Maintenance-From Mosquito Road to Schnell School Road	42003(1)(2)	2,553,770.80	-	-	-	-	2,424,390.20	197,056.33	326,436.93
Water Valve Replacement	42007	174,514.55	-	-	-	-	9,871.82	-	164,642.73
Lead Water Service Replacement	42106	141,784.58	-	-	-	-	-	-	141,784.58
Dimity Lane Repaving	42203	13,413.13	-	-	-	-	-	-	13,413.13
Thompson Way Repaving	42206	139,004.73	225,000.00	-	75,000.00	-	114,105.85	-	324,898.88
Sherman Street Repaving	42208	47,176.10	25,000.00	-	100,000.00	-	61,339.77	-	110,836.33
Cedar Ravine Culvert Replacement	42211	25,000.00	-	-	-	-	-	-	25,000.00
Annual Storm Drain Compliance	42212	44,750.00	20,000.00	-	-	-	3,450.02	-	61,299.98
Smith Flat Road Storm Drain and Paving	42213	400,000.00	1,700,000.00	-	-	-	345,330.79	8,738.00	1,763,407.21
Bedford Avenue Utilities and Repaving	42214	25,000.00	-	-	-	-	-	-	25,000.00
Coloma Street Utilities and Repaving	42215	25,000.00	-	-	-	-	-	-	25,000.00
Ronald Loop Utilities and Repaving	42216	25,000.00	-	-	-	-	-	-	25,000.00
Lewis Street Utilities and Paving	42217	25,000.00	-	-	-	-	-	-	25,000.00
Clark Street Utilities and Paving	42218	25,000.00	-	-	-	-	-	-	25,000.00
Darlington Avenue Utilities and Paving	42219	25,000.00	-	-	-	-	-	-	25,000.00
Lead Water Service Replacement	42220	38,406.00	-	-	-	-	-	-	38,406.00
Conrad Street Water Main Replacement	42221	25,000.00	-	-	-	-	-	-	25,000.00
Cottage Street Water Main Replacement	42222	25,000.00	-	-	-	-	-	-	25,000.00
Miller Way Sewer Line and Waterline Replacement	42223	25,000.00	-	-	-	-	-	-	25,000.00
Local Roadway Safety Plan	42248	22,283.75	-	-	-	-	275.50	-	22,008.25
Clay Street Patch Paving and Slurry-From Coleman Street to Franklin Court	42250	60,000.00	-	-	-	-	-	-	60,000.00
Martin Lane Maintenance	42311	25,000.00	-	-	-	-	-	-	25,000.00
Conrad Court Maintenance	42312	25,000.00	-	-	-	-	-	-	25,000.00
Bee Street Maintenance	42313	25,000.00	-	-	-	-	-	-	25,000.00
Coleman Street Maintenance	42314	25,000.00	-	-	-	-	-	-	25,000.00
Pleasant Street Maintenance	42315	25,000.00	-	-	-	-	-	-	25,000.00
Hocking Street Culvert Repair Improvements	42316	50,000.00	-	-	-	-	-	-	50,000.00
Reservoir Street Maintenance	42317	50,000.00	-	-	-	-	-	-	50,000.00

City of Placerville
 Measure L Fund Expenditures and Fund Balance Summary
 Fiscal Year 2024/2025
 As of June 30, 2025

a	b	c	d	e	f	g	h	i	j c + d + e + f + g - h + i
Project Title	Project No.	Beginning Measure L Fund Balance as of 07/01/24	Initial Committee Recommendations 2024/2025	Mid-Year Committee Recommendations 2024/2025	City Council Construction Reserve Appropriations 2024/2025	City Council Unassigned Fund Balance Appropriations 2024/2025	Project Expenditures 2024/2025	Project Close Out/Liquidation	Ending Measure L Fund Balance as of 06/30/25
Sacramento Street Maintenance	42318	50,000.00	-	-	-	-	-	-	50,000.00
Jacquier Road Paving	42319	200,000.00	-	-	-	-	-	-	200,000.00
Storm Drain Replacement-Upper Broadway and Point View Drive	42320	146,083.05	200,000.00	-	-	-	20,550.31	-	325,532.74
Annual Patch Paving and Maintenance-Various Locations	42321	190,000.00	-	-	-	-	3,864.45	-	186,135.55
Annual Street Striping and Signage Maintenance-Various Locations	42322	169,873.94	-	-	-	-	131,839.70	-	38,034.24
Upper Main Street Maintenance	42323	112,516.00	-	-	-	-	-	-	112,516.00
Sheridan Street Paving	42324	82,431.67	40,000.00	-	-	-	56,172.41	-	66,259.26
Mallard Lane Maintenance	42325	25,000.00	-	-	-	-	15,251.31	-	9,748.69
Washington Street Maintenance	42326	25,000.00	-	-	-	-	-	-	25,000.00
Bear Rock Road Rehabilitations	42327	19,817.75	-	-	-	-	-	(8,738.00)	11,079.75
Annual Water Distribution Maintenance-Various Locations	42329	170,000.00	-	-	-	-	-	-	170,000.00
Lead Water Service Line Replacement	42330	150,000.00	-	-	-	-	-	-	150,000.00
Annual Sewer Collection System Maintenance-Various Locations	42331	50,000.00	-	-	-	-	-	-	50,000.00
Gravity Belt Thickener Ply Blend Unit Replacement	42334	35,000.00	-	-	-	-	-	-	35,000.00
Activated Sludge Pump No. 3 Replacement	42335	4,167.84	-	-	-	-	-	-	4,167.84
Forni Road Storm Drain Repair	42345	-	-	-	-	-	800.00	-	(800.00)
Canal Street Phase 1 - Combella Road to Cougar Lane	42402	90,795.38	60,322.00	-	-	-	21,290.44	-	129,826.94
Canal Street Phase 1A - Combella Road Sidewalk	42403	101,459.17	-	-	-	-	-	-	101,459.17
Canal Street Phase 2 - Cougar Lane to US Highway 50	42404	83,356.40	66,000.00	-	-	-	31,166.01	-	118,190.39
Pierroz Road and Cold Springs Road Storm Drain	42405	10,666.56	-	-	-	-	2,759.14	-	7,907.42
Debbie Lane Storm Drain Maintenance	42406	50,000.00	-	-	-	-	-	-	50,000.00
Wiltse Road Storm Drain	42407	199,372.32	-	-	-	-	2,315.99	(197,056.33)	-
City Facility and Assset Management Program	42414	10,000.00	-	-	-	-	-	-	10,000.00
Bee Street Storm Drain Repair Project	42424	7,629.67	-	-	-	-	550.90	-	7,078.77
Tunnel Street Maintenance	42501	-	25,000.00	-	-	-	-	-	25,000.00
Lead Water Service Replacement	42503	-	56,000.00	-	-	-	-	-	56,000.00
Construction Reserve	N/A	945,295.96	157,504.00	-	(557,870.00)	-	-	-	544,929.96
Operating Reserve	N/A	-	-	-	-	-	-	-	-
Unassigned Fund Balance-to balance	N/A	-	274,483.91	-	-	-	-	-	274,483.91
Total		\$ 8,205,913.17	\$ 3,122,249.91	\$ -	\$ -	\$ -	\$ 3,452,722.25	\$ -	\$ 7,875,440.83

City of Placerville
Unfunded/Under Funded Measure L Fund Projects
Fiscal Year 2024/2025
As of June 30, 2025

Project Title	Project Code	Committee Recommended Measure L Fund Budget	Available Measure L Funding to Date	Unfunded Amount
Sewer Line Relocation-Clay Street to Locust Street	41202	\$ 250,000	\$ 250,000	\$ -
Placerville Drive Bridge Widening	41410	22,940	22,940	-
Thompson Way Repaving	42206	225,000	225,000	-
Sherman Street Repaving	42208	25,000	25,000	-
Annual Storm Drain Compliance	42212	20,000	20,000	-
Smith Flat Road Storm Drain and Paving	42213	1,700,000	1,700,000	-
Storm Drain Replacement-Upper Broadway and Point View Drive	42320	200,000	200,000	-
Sheridan Street Paving	42324	40,000	40,000	-
Canal Street, Phase 1 - Combellack Road to Cougar Lane	42402	60,322	60,322	-
Canal Street, Phase 2 -Cougar Lane to US Highway 50	42404	66,000	66,000	-
Tunnel Street Maintenance, Phase 1	42501	25,000	25,000	-
Lead Water Service Replacement	42503	56,000	56,000	-
Measure L Fund Construction Reserve	N/A	157,504	157,504	-
Total		\$ 2,847,766	\$ 2,847,766	\$ -

City of Placerville
Measure L Fund Construction Reserve
As of June 30, 2025

Date	Resolution No.	Description	Amount	Balance
Balance Effective July 1, 2024			\$ 945,296	\$ 945,296
7/1/2024		Committee Recommendation	157,504	1,102,800
10/08/24	9369	Broadway Sidewalks (CIP #41606)	(20,000)	1,082,800
01/28/25	9391	Placerville Drive Bridge Replacement (CIP #41410)	(112,870)	969,930
03/03/25	N/A	Placerville Drive Bicycle & Pedestrian Facilities Project (CIP #41816)	(250,000)	719,930
05/13/25	9425	Thompson Way Repaving (CIP #42206)	(75,000)	644,930
05/13/25	9425	Sherman Street Repaving (CIP #42208)	(100,000)	544,930
Total			\$ 544,930	

CITY OF PLACERVILLE
Unaudited Statement of Net Position
Measure L Fund
Fiscal Year 2024/2025
As of June 30, 2025

Assets:	
Cash and investments	\$ 7,363,730
Receivables:	
Accounts	431,780
Interest	79,931
	<hr/>
Total Assets	7,875,441
	<hr/>
Liabilities:	
Accounts payable	-
Due to other funds	-
	<hr/>
Total Liabilities	-
	<hr/>
Net Position:	
Unrestricted	7,875,441
	<hr/>
Total Net Position	\$ 7,875,441
	<hr/> <hr/>

Authorized Fund Balance Commitments:	
Sewer Line Relocation-Clay Street to Locust Street (CIP #41202)	431,430
Placerville Drive Bridge Widening (CIP #41410)	169,501
Broadway Sidewalks (CIP #41606)	-
Placerville Drive Bicycle and Pedestrian Facility Improvements (CIP #41816)	629,387
Inflow & Infiltration Reduction (CIP #41824)	30,290
Cedar Ravine Road Sewer Line Replacement (CIP #41825)	154,597
Conrad Street Sewer Line Replacement-Coloma Street to Cottage Street (CIP #41916)	200,550
Broadway Maintenance Project-From Mosquito Road to Schnell School Road (CIP #42003)	326,437
Water Valve Replacement (CIP #42007)	164,643
Lead Water Service Replacement (CIP #42106)	141,785
Dimity Lane Repaving (CIP #42203)	13,413
Thompson Way Repaving (CIP #42206)	324,898
Sherman Street Repaving (CIP #42208)	110,836
Cedar Ravine Culvert Replacement (CIP #42211)	25,000
Annual Storm Drain Compliance (CIP #42212)	61,300

CITY OF PLACERVILLE
Unaudited Statement of Net Position
Measure L Fund
Fiscal Year 2024/2025
As of June 30, 2025

Smith Flat Road Storm Drain and Paving (CIP #42213)	1,763,407
Bedford Avenue Utilities and Repaving (CIP #42214)	25,000
Coloma Street Utilities and Repaving (CIP #42215)	25,000
Ronald Loop Utilities and Repaving (CIP #42216)	25,000
Lewis Street Utilities and Paving (CIP #42217)	25,000
Clark Street Utilities and Paving (CIP #42218)	25,000
Darlington Avenue Utilities and Paving (CIP #42219)	25,000
Lead Water Service Replacement (CIP #42220)	38,406
Conrad Street Water Main Replacement (CIP #42221)	25,000
Cottage Street Water Main Replacement (CIP #42222)	25,000
Miller Way Sewer Line and Waterline Replacement (CIP #42223)	25,000
Local Roadway Safety Plan (CIP #42248)	22,009
Clay Street Patch Paving and Slurry-From Coleman Street to Franklin Court (CIP #42250)	60,000
Martin Lane Maintenance (CIP #42311)	25,000
Conrad Court Maintenance (CIP #42312)	25,000
Bee Street Maintenance (CIP #42313)	25,000
Coleman Street Maintenance (CIP #42314)	25,000
Pleasant Street Maintenance (CIP #42315)	25,000
Hocking Street Culvert Repair Improvements (CIP #42316)	50,000
Reservoir Street Maintenance (CIP #42317)	50,000
Sacramento Street Maintenance (CIP #42318)	50,000
Jacquier Road Paving (CIP #42319)	200,000
Storm Drain Replacement-Upper Broadway and Point View Drive (CIP #42320)	325,533
Annual Patch Paving and Maintenance-Variou Locations (CIP #42321)	186,136
Annual Street Striping and Signage Maintenance-Variou (42322)	38,034
Upper Main Street Maintenance (CIP #42323)	112,516
Sheridan Street Paving (CIP #42324)	66,260
Mallard Lane Maintenance (CIP #42325)	9,749

CITY OF PLACERVILLE
Unaudited Statement of Net Position
Measure L Fund
Fiscal Year 2024/2025
As of June 30, 2025

Washington Street Maintenance (CIP #42326)	25,000
Bear Rock Road Rehabilitation (CIP #42327)	11,080
Annual Water Distribution Maintenance-Vari- ous Locations (CIP #42329)	170,000
Lead Water Service Line Replacement (CIP #42330)	150,000
Annual Sewer Collection System Maintenance-Vari- ous Locations (CIP #42331)	50,000
Gravity Belt Thickener Poly Blend Unit Replacement (CIP #42334)	35,000
Activated Sludge Pump No. 3 Replacement (CIP #42335)	4,168
Forni Road Storm Drain Repair (CIP #42345)	(800)
Canal Street, Phase 1 - Combellack Road to Cougar Lane (CIP #42402)	129,827
Canal Street, Phase 1A - Combellack Road Sidewalk (CIP #42403)	101,459
Canal Street, Phase 2 - Cougar Lane to US Highway 50 (CIP #42404)	118,190
Pierroz Road and Cold Springs Road Storm Drain (CIP #42405)	7,908
Debbie Lane Storm Drain Maintenance (CIP #42406)	50,000
Wiltse Road Storm Drain (CIP #42407)	(0)
City Facility and Asset Management Program (CIP #42414)	10,000
Bee Street Storm Drain Repair (CIP #42424)	7,079
Tunnel Street Maintenance, Phase1 (CIP #42501)	25,000
Lead Water Service Replacement (CIP #42503)	56,000
Construction Reserve	544,930
Operating Reserve	-
Total Authorized Fund Balance Commitments	7,600,957
Unassigned Fund Balance:	274,484
Total Ending Fund Balance	\$ 7,875,441

CITY OF PLACERVILLE

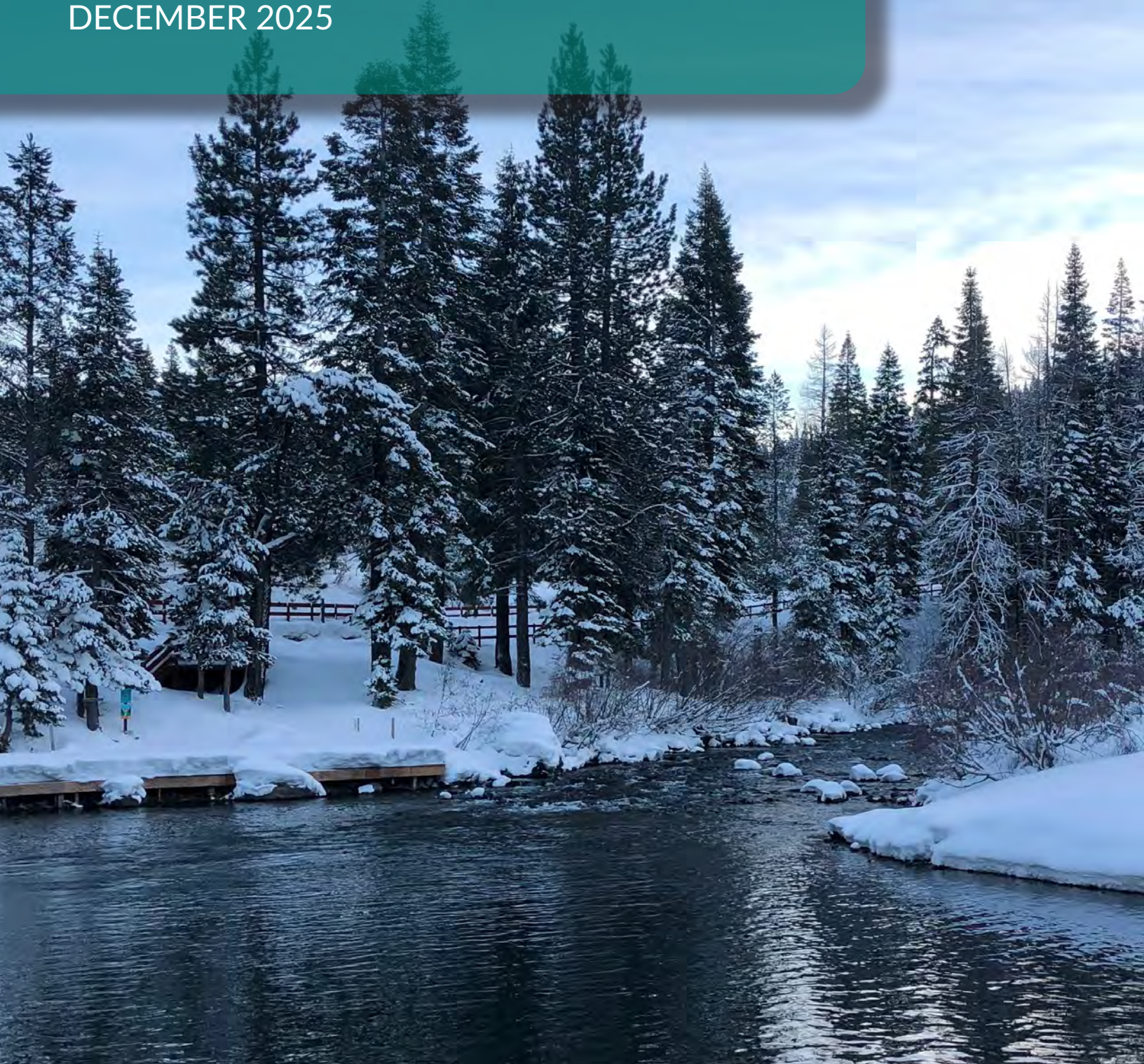
**Unaudited Statement of Revenues, Expenses and Changes in Net Position
Measure L Fund
Fiscal Year 2024/2025
As of June 30, 2025**

	<u>Adopted Budget</u>	<u>Actual</u>	<u>\$ Remaining Budget</u>	<u>% Remaining Budget</u>
Operating Revenues:				
Sales tax	\$ 2,812,069	\$ 2,785,920	\$ 26,149	0.93%
Total Operating Revenues	<u>2,812,069</u>	<u>2,785,920</u>	<u>26,149</u>	0.93%
Operating Expenses:				
General and administrative	-	-	-	0.00%
Total Operating Expenses	<u>-</u>	<u>-</u>	<u>-</u>	0.00%
Operating Income (Loss)	<u>2,812,069</u>	<u>2,785,920</u>	<u>26,149</u>	0.93%
Nonoperating Revenues and (Expenses):				
Interest earnings	<u>100,000</u>	<u>336,330</u>	<u>(236,330)</u>	-236.33%
Total Nonoperating Revenues	<u>100,000</u>	<u>336,330</u>	<u>(236,330)</u>	0.00%
Income (Loss) Before Transfers	2,912,069	3,122,250	(210,181)	-7.22%
Transfers in	-	-	-	0.00%
Transfers out	<u>-</u>	<u>(3,452,722)</u>	<u>-</u>	0.00%
Total Transfers	<u>-</u>	<u>(3,452,722)</u>	<u>-</u>	
Net Income (Loss)	2,912,069	(330,472)	3,242,541	
Net Position:				
Beginning of year		<u>8,205,913</u>		
End of year		<u>\$ 7,875,441</u>		

CALIFORNIA FORECAST

SALES TAX TRENDS & ECONOMIC DRIVERS

DECEMBER 2025



Truckee, CA



HdL Companies

888.861.0220 | solutions@hdlcompanies.com | hdlcompanies.com



Overview: The outlook for the U.S. and California economy is anchored to various policies and economic indicators, all of which add up to a limited anticipated improvement in sales tax revenues. Inflation has been mostly tamed as the Federal Reserve reduced the target interest rates three times in the latter part of this year. Consumers are constantly nervous about price increases, tied to ever-evolving tariff policies. Recent data shows state housing and labor markets have cooled. In summary, uncertainty leads customers to continue spending, albeit with an eye focused on essentials and value while awaiting a more stable, predictable economy.



Autos/Transportation

2025/26 | 2026/27

0.3% | 3.0%

National automobile sales have declined following the expiration of federal electric vehicle tax credits on September 30, 2025. In October, the California New Car Dealers Association projected that sales will remain under pressure through 2026, as higher prices—driven in part by tariffs filtering through the supply chain—and prolonged elevated costs contribute to buyer fatigue. Nevertheless, recent reductions in the Federal Funds rate, combined with strong pent-up demand and a record-high average vehicle age, are expected to support modest revenue growth in 2026. Beyond 2026, the market is anticipated to stabilize as consumers adapt to new pricing levels while taking advantage of lower financing costs and ongoing vehicle replacement needs.



Fuel/Service Stations

2025/26 | 2026/27

1.9% | 3.7%

Revenues declined 3.8% in 3Q25, reflecting lower average fuel prices relative to 3Q24 and a sharper-than-anticipated price correction at the pumps. From FY 2018-19 to FY 2024-25, consumption of motor vehicle gallons decreased by 13% while average fuel prices increased roughly 14%. Over the same period, taxable sales rose nearly 9%, confirming that local station operators successfully adjusted pricing and margins to offset weaker consumption. The short-term forecast is modestly tempered, while the long-term outlook remains supported by structurally elevated pricing tied to California-specific supply constraints, including confirmed refinery closures scheduled for late 2025 and April 2026, which remain on track.



Building/Construction

-2.0% | 1.8%

Summer 2025 saw the continued decline in the value of materials purchased for infrastructure and roofing projects. A dwindling number of commercial and utility construction projects generated one-time tax allocations. Consistent demand for commercial and residential solar energy components ahead of the December 31, 2025 expiration of the 30% federal tax credit provided a positive offset. This forecast anticipates the Fed maintains its cautious approach to adjusting interest rates, prompting developers to gradually initiate new developments while existing homeowners find remodeling more affordable. In the near term, more infrastructure projects are expected to break ground plus data center and health care facilities stay on as steady contributors to the tax base.



General Consumer Goods

1.0% | 1.2%

General retail sales were robust, expanding 4.1%. The strength persisted from online sales where tax flows either indirectly to local jurisdictions by way of their pool share or concentrated to agencies with fulfillment centers. Brick-and-mortar storefronts (direct allocations) grew a moderate 0.8%. While big box retailers were flat, tax from apparel, furnishings, and jewelry categories thrived. As consumers held fast to pessimism, retail spending was supported by wage increases and a pullback in other discretionary areas. Affluent households have not hit the brakes while lower income shoppers remain focused on value. Even as rising prices may be adding pressure to reduce consumption, taxable spending is still gradually increasing. The outlook for this group anticipates mild growth.



Business/Industry

3.2% | 4.0%

Ecommerce and energy-related spending buoyed this group during third quarter 2025, expanding 5.1%. Shoppers favored online purchasing, so CA-based fulfillment centers once again boosted revenues. Results also grew from energy project outlays, medical-biotech equipment and support services companies. Yet, many sectors held flat or declined, tempered by variables such as lending rates and tariffs. Agricultural and farm/construction equipment struggled, facing numerous headwinds ranging from water scarcity to limited capital funding. The statewide outlook anticipates continued ecommerce growth, driving moderate gains for the current fiscal year and modest improvement thereafter; varying by the size and character of local businesses.



Restaurants/Hotels

1.7% | 2.8%

Restaurants posted modest growth in the first quarter of the new fiscal year. Dining frequency continues to weaken, and when dining out, consumers increasingly favor value-oriented menu options. Tourism—responsible for 30% of combined restaurant-hotel expenditures—is a bright spot, with sustained gains forecast. Quick-service restaurants face the most pronounced impact from reduced dining activity, as elevated menu prices drive customers toward alternatives. Households with constrained disposable income are cutting back significantly on fast-food purchases. Despite these challenges, the industry remains cautiously optimistic, strategically closing underperforming locations while investing in new outlets in high-potential markets.



Food/Drugs

-2.0 | -0.1%

Grocery stores' payments fell 2.4% in 3Q25 as consumers actively searched for bargains and rethought their grocery buying habits. Store-brand purchases increased, and 35% of all purchases are now conducted on ecommerce platforms. Convenience/liquor markets experienced a mix of economic impacts from inflation to reductions in alcohol consumption. Cannabis enjoyed modest increases as unit sales rose while the State Excise Tax declined. Drug stores focused on cost cutting measures and withdrawals from underperforming markets; one major chain shuttered all remaining stores. AI technologies are being deployed more fully to better serve customers and address employee retention challenges.



State and County Pools

4.3% | 2.8%

Taxes generated by online transactions posted higher numbers for the sixth consecutive quarter. The makeup of these revenues has been steady over time; 50% coming from household purchases, one third from business-based activity, and the remainder from other segments. Shoppers are increasingly drawn to ecommerce buying as companies invest in technologies like AI agents, and expand social media platforms as sales channels. Early reports from multiple outlets show Black Friday through Cyber Monday spending hit record levels and this outcome is factored into the current year's projection. Recent ecommerce YoY trends taking up a larger percentage of overall retail sales is presumed to keep expanding, supporting our forecast for this category.



NATIONAL AND STATEWIDE ECONOMIC DRIVERS

2025/26 | 2026/27



U.S. Real GDP Growth

2.3% | 2.3%

The U.S. economy remains resilient, with real GDP up 2.1% year-over-year in Q2 2025, reflecting continued expansion despite elevated uncertainty. Growth has moderated and job creation softened, showing signs of jobless expansion, with employment gains lagging output. This is due to productivity gains and AI-driven automation, as well as trade and policy uncertainty prompting firms to pause hiring. Inflation has moved past its peak but remains above the Federal Reserve's 2% target, with core PCE inflation at 2.6%. The decline in the 10-year Treasury yield from about 4.8% to roughly 4.15% implies stable inflation and interest-rate expectations, giving the Fed some flexibility in addressing labor-market conditions.



CA Unemployment Rate

5.7% | 5.5%

California's unemployment rate has remained stable, reaching 5.6% in September 2025 and staying within a narrow 5.4% to 5.6% range over the past year. The consistency of the rate indicates that the labor market has settled into a new equilibrium. Labor market flows have slowed, with hiring no longer keeping pace with worker separations, limiting net job growth. Increases in unemployment have been concentrated among labor force re-entrants and longer-duration job seekers, while job losses have remained stable. Together, these patterns point to slower job switching and longer job searches, rather than an increase in layoffs, keeping unemployment elevated even as the labor market avoids broader deterioration.



CA Total Nonfarm Employment Growth

0.1% | 0.6%

California's labor market has remained largely flat, with year-over-year nonfarm employment growth slowing to just 0.3% as of September 2025, which translates to an increase of roughly 62,000 jobs statewide. Job gains have decelerated steadily from the post-pandemic rebound, leaving employment growth well below national and peer-state trends. At the same time, the labor force expanded by about 174,000 people between September 2024 and September 2025; however, the labor force participation rate has remained near 62%, roughly in line with pre-pandemic trends, as growth in the working-age population has kept pace with labor market absorption.

2025/26 | 2026/27



U.S. Unemployment Rate

4.4% | 4.3%

The unemployment rate has continued to edge up, though maintaining historically low levels below 5%; reaching 4.6% in November 2025 compared to 4.2% in 2024, and 3.7% in 2023. Unemployment has increased due to slower job creation as firms scale back hiring amid AI adoption and uncertainty around trade policy. Layoffs and quits remain subdued, pointing to limited job loss but weaker labor market dynamism. Labor force participation hovers pre-pandemic levels near 62%, largely unchanged in recent years, indicating limited expansion in the available workforce. As a result, economic growth may translate less directly into broad-based employment gains. Total nonfarm employment momentum has slowed, with YoY growth falling to 0.6% in November 2025, the weakest pace in over four years.



CA Residential Building Permits

94,175 | 102,021

Residential permitting in California remains weak through Q3 2025, continuing to limit growth in the state's housing supply. After peaking in early 2022 at more than 30,000 permits per quarter, activity declined to 23,532 permits in Q3 2025, down 6.4% year-over-year and among the lowest quarterly totals in four years. The slowdown is evident even as the state enacted major reforms in 2025 to exempt many infill projects from routine environmental review to shorten approval times. Despite these reforms, projects in major metros continue to encounter entitlement delays and plan check backlogs due to staff shortages. Without more consistent acceleration in approvals, housing production is unlikely to expand enough to ease affordability pressures.



CA Median Existing Home Price

\$736,709 | \$739,652

California's housing market has cooled, with weaker demand and limited housing supply. As of the third quarter of 2025, median home prices were \$735,401, up 1.13% YoY, while home sales declined 4.2%, reflecting affordability constraints and elevated borrowing costs. As of November 2025, inventory remains tight, with 92,930 homes for sale, down 1.9% from a year earlier, and months of supply holding at three, well below levels associated with a balanced market. Median days on market increased to 49, indicating slower transactions. Together, these conditions point to a market adjusting through reduced activity rather than broad-based price declines.

Proposition 172

Fiscal year 2024-25 statewide Proposition 172 (P-172) revenues declined 0.3%, which follows the 0.9% drop in fiscal year 2023-24. The current forecast expects modest growth of .85% and 2.3% for fiscal years 2025-26 and 2026-27, respectively. Current county projections include pro-rata factors published by the State Controller's Office in July 2025 (based on updated calendar year 2024 actual sales tax performance). As the calendar year Bradley-Burns results fluctuate due to taxpayer modifications, audits, economic impacts, etc., pro-rata growth factors and resultant P-172 revenues will vary for many counties.

Watch our webinar for more details!



A Message From the City Manager

In 2010 and 2016, you the voters passed sales tax measures to assist in providing better roads, water, sewer, and storm drain services. Measures H and L together added just over \$4 million a year to fix and improve our roads and pipes. For a decade now, Measure H has funded sewer debt and rate relief, along with some capital improvements. It took some time after 2016 to accumulate enough Measure L revenues to fund large construction projects, but since 2020 we have really begun to see the fruits of our efforts.

In 2025, the Smith Flat Road Project was completed and included new pavement and culvert improvements. The first phase of the Thompson Way/Sherman Street/ Sheridan Street Project completed the underground utility improvements so that the roads can be paved during the second phase of construction in the summer of 2026. The Placerville Drive Pedestrian Connectivity Project constructed the first segment of new sidewalk improvements and pavement rehabilitation on Placerville Drive. In 2026, additional underground utility maintenance projects will be completed, including the Giovanni Road Sewer and Point View Drive Storm Drain. Many other streets are in the design and environmental phase, and we will continue to repair our streets and pipes each year as funding allows. We always look for all available grants to help us do even more. For example, the two large Placerville Drive Projects, including the replacement of the old bridge, are funded through approximately \$30 million in Federal Grants, and will be supported with Measure H and Measure L funds for maintenance components, and both projects will move towards construction in 2027.

The Measures H/L Sales Tax Committee has been a great advocate and watchdog for this funding. Thanks to the voters, we can all look forward to continued improvements to our roads and buried pipes.

Dave Warren
City Manager

Role of the Measures H/L Sales

Tax Committee:

The Committee reviews revenue and expenditure of funds collected from the taxes, acts in an advisory capacity to the City Council, and makes recommendations for expenditures to the City Council.

For more information about the Measures H/L Sales Tax Committee, please visit the City's website at:
<https://www.cityofplacerville.org/measure-h-and-l-sales-tax-committee>

Committee Members:

Mickey Kaiserman, Chair

Thomas Cumpston, Vice-Chair

Garry Silvey, Secretary

Susan Rodman

Elizabeth Zangari

CITY OF PLACERVILLE



ANNUAL MEASURES H/L REPORT TO THE COMMUNITY MAY 2026

FIXING OUR ROADS & PIPES 

**Your Measure H & L
Sales Tax *at Work***



Funds

How much money has been collected, and what was it spent on?

Measure H Fund: 04/01/11 to 06/30/25

Revenues

Sales Tax	\$	16,133,257
Interest Income		329,577
Total Revenues		16,462,834

Expenditures

Sewer Discounts/Debt Service	7,130,728
Water Projects	1,590,661
Sewer Projects	5,025,592
Sewer Fund Debt Service Rese	280,000
State Fee	4,797
Total Expenditures	14,031,778

Ending Fund Balance for Projects & Reserve	\$ 2,431,056
---	---------------------

Measure L Fund: 04/04/17 to 06/30/25

Revenues

Sales Tax	\$	21,473,442
Interest Income		819,233
Total Revenues		22,292,675

Expenditures

Street Projects	\$	8,014,196
Water Projects		4,932,563
Sewer Projects		1,463,788
State Fee		6,687
Total Expenditures		14,417,234

Ending Fund Balance for Projects & Reserve	\$ 7,875,441
---	---------------------

Ending Fund Balance for Both Measures H/L Funds	\$ 10,306,497
--	----------------------

Most State and Federal grants require local matching funds. The City has successfully leveraged Measures H and L sales taxes to secure \$9,900,028 in grant funds to help stretch the City's project dollars.

Projects in Environmental Clearance or Design

- Canal Street - Phase 1 and Phase 2 and Combella Road Sidewalk*
- Clark Street Utilities and Paving
- Mallard Lane Maintenance Project
- Placerville Drive Bicycle and Pedestrian Facilities – Phase 1*
- Placerville Drive Bridge Replacement*
- Sewer Line Relocation-Clay Street to Locust Street
- Water Reclamation Facility – Aeration Basin Blower Building Upgrades
- Water Reclamation Facility – Belt Filter Press Building Improvements

Please see our list of active CIP projects at:

<https://www.cityofplacerville.org/capital-improvement-projects>



Placerville Drive Pedestrian Connectivity Project – New Pavement and Sidewalk

*Projects partially funded by grants

Upcoming/Under Construction Projects

In 2026:

- Giovanni Road Sewer Line Replacement
- Storm Drain Replacement – Upper Broadway and Point View Dr.
- Thompson Way/Sheridan Street/Sherman Street Repaving – Phase 2 (Paving)

At the start of 2027:

- Placerville Drive Bicycle and Pedestrian Facilities – Phase 1*
- Placerville Drive Bridge Replacement*

Completed Projects

- Placerville Drive Pedestrian Connectivity*
- Thompson Way/Sheridan Street/Sherman Street Repaving – Phase 1 (Underground Utilities)
- Smith Flat Road Storm Drain and Paving

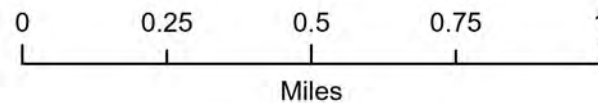
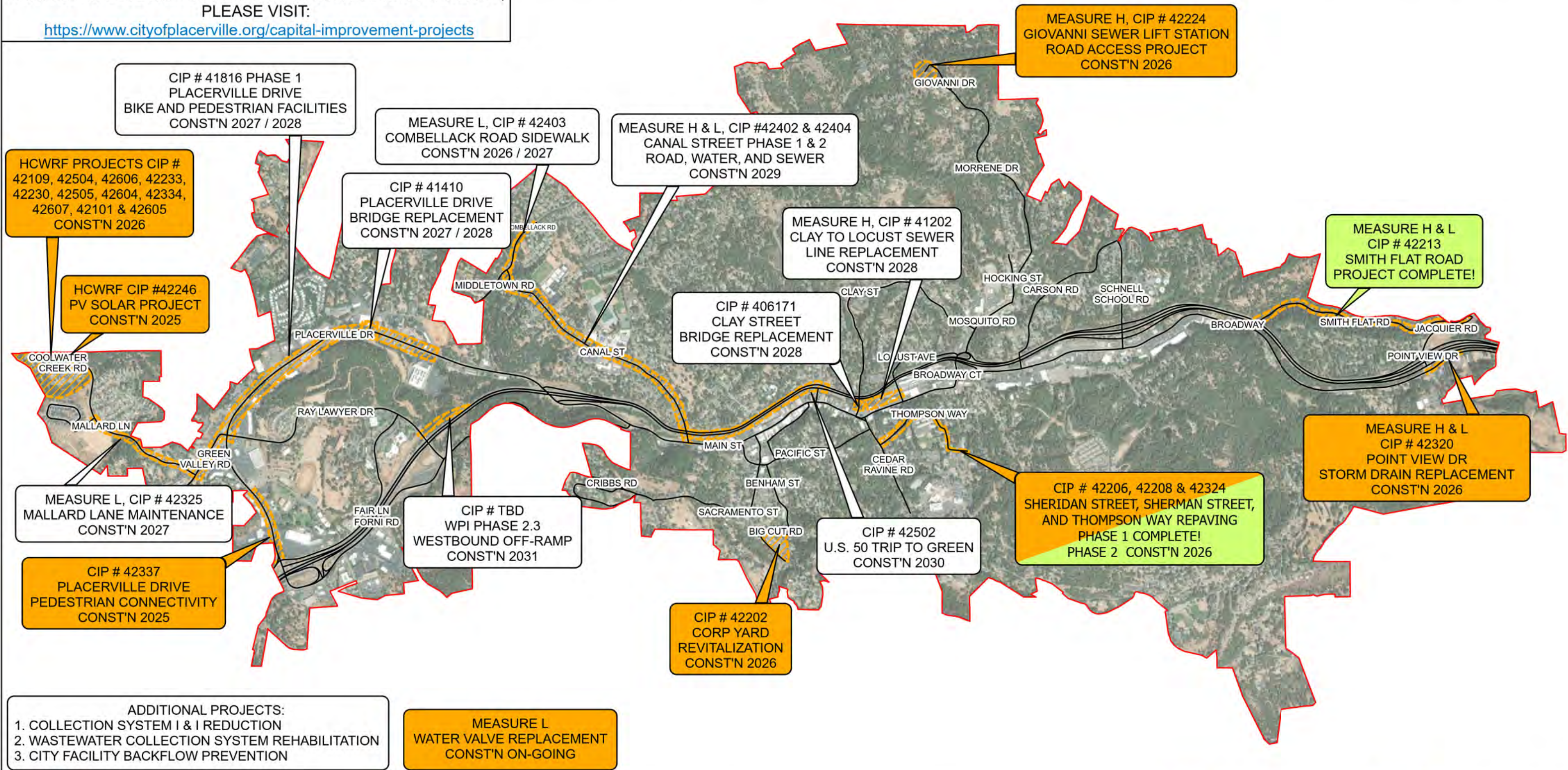


Smith Flat Road Project – New Pavement

City of Placerville CIP Active Project Locations as of January 1, 2026

FOR A COMPLETE LIST OF ACTIVE AND COMPLETED PROJECTS, PLEASE VISIT:

<https://www.cityofplacerville.org/capital-improvement-projects>

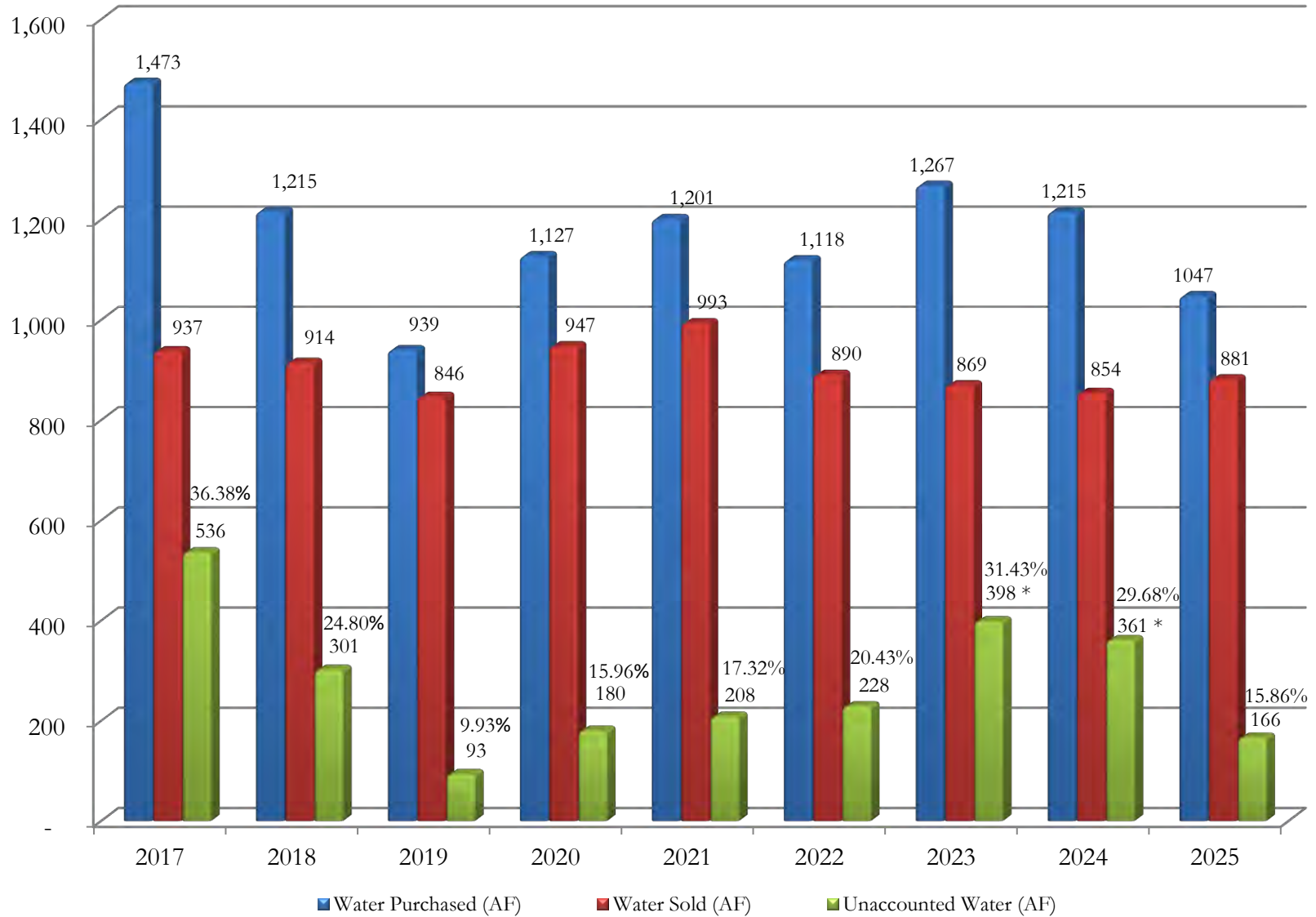


- CIP Project Locations
- Project Complete
- Streets
- Upcoming Project
- City Limit Boundary
- Future Project

Draft Measure H and Measure L Recommendations for FY 2026-2027
April 8, 2026

PROJECT NAME	CIP NO.	MEASURE H FUND	MEASURE L FUND	ADDITIONAL INFORMATION
Placerville Drive Bridge Replacement	41414	\$ 500,000	\$ 750,000	Construction in Spring 2027 Construction Funds (Highway Bridge Program)
Placerville Drive Bicycle and Pedestrian Facilities - Phase 1	41816	-	1,360,000	Construction in Spring 2027 Construction Funds (Active Transportation Program)
Annual Storm Drain Compliance	42212	-	20,000	Annual CIP support
WRF - Generator Roof Enclosure Project	NEW	10,000	-	New Project
Sewer Enterprise Fund Debt Service	N/A	516,070	-	Annual Debt Service
Construction Reserve (Measure H Only)	N/A	373,930	-	Construction reserve to be utilized on previously approved projects.
Construction Reserve (Measure L Only)	N/A	-	670,000	Construction reserve to be utilized on previously approved projects.
TOTAL \$		1,400,000	\$ 2,800,000	

City of Placerville
Water Purchased vs. Water Sold in Acre Feet
From January 1, 2017 to December 31, 2025



**Calendar Years 2023 and 2024, unaccounted water increased due to two large water main breaks, one in September 2023 and one in April 2024.*